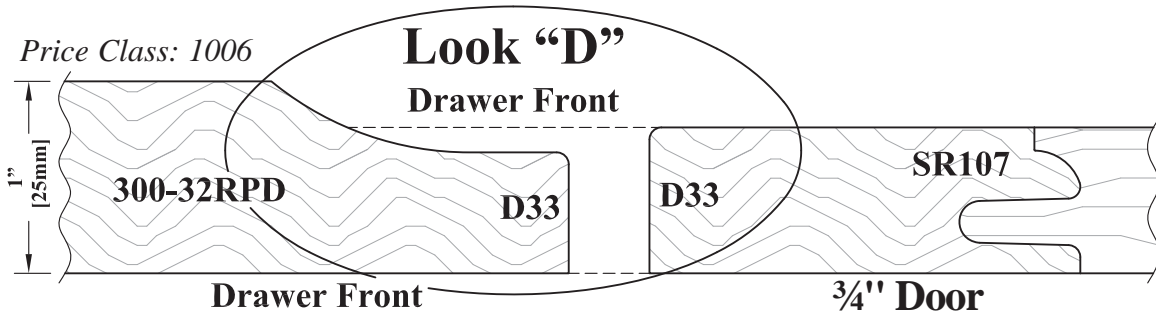
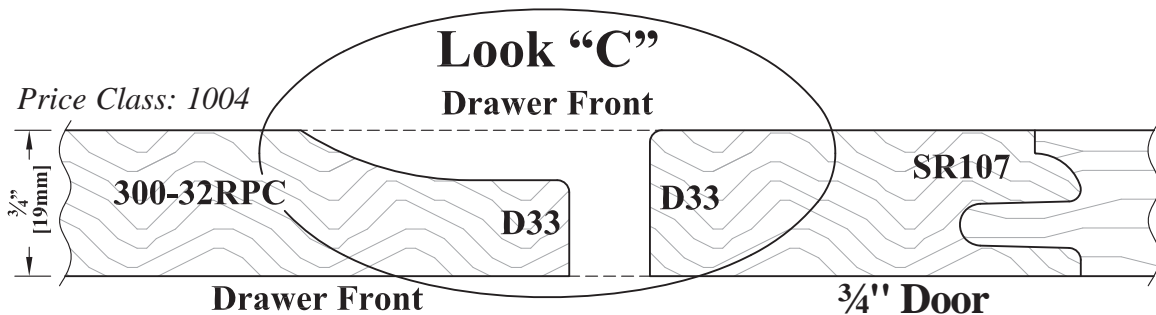
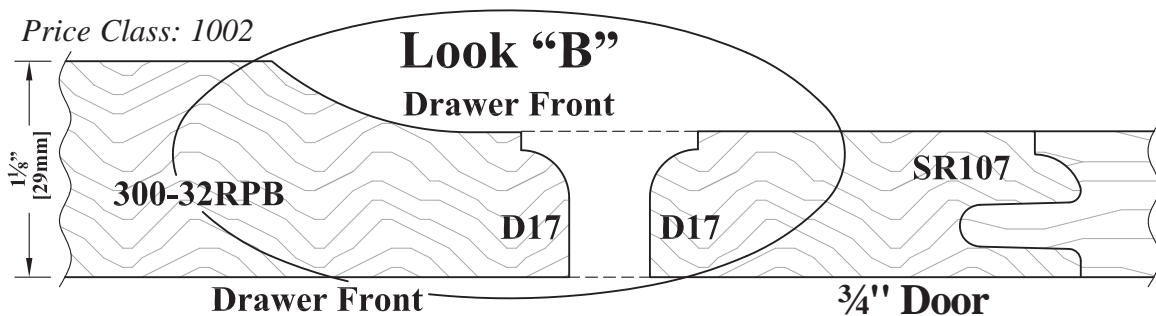
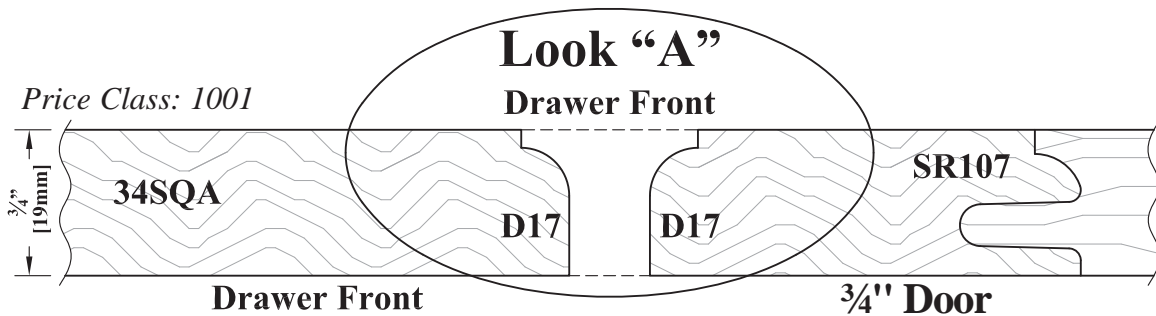


Drawer Fronts

"Our Non-Catalog Team can assist with your custom component needs."

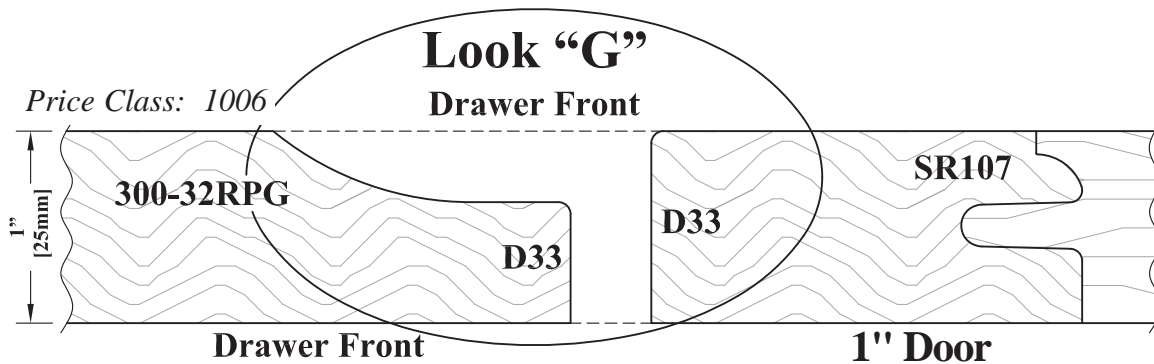
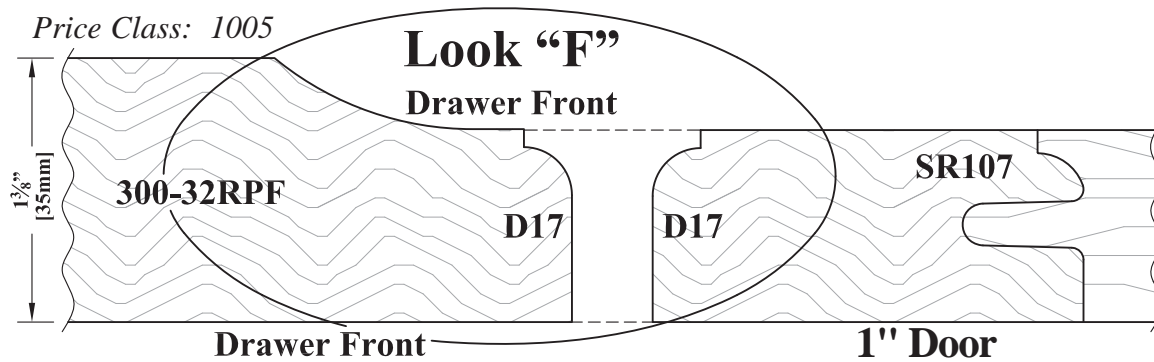
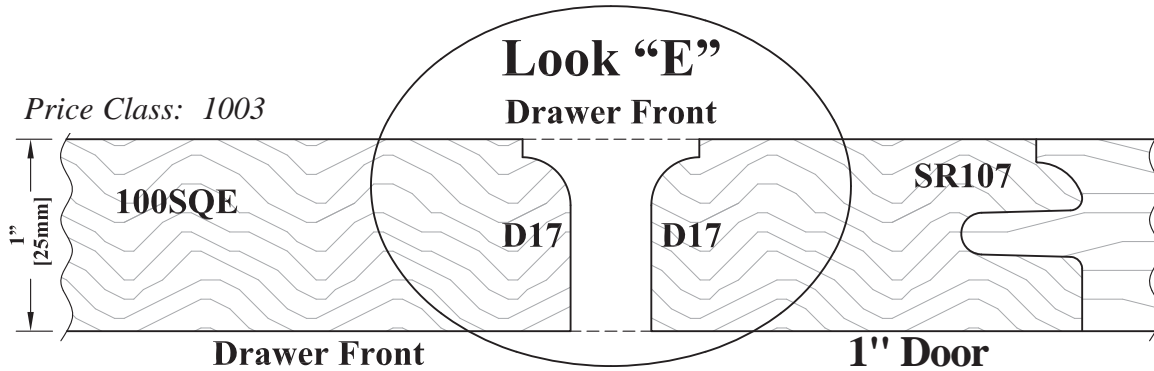
- These Drawer Front **Looks** are compatible with doors that are $\frac{3}{4}$ " thick.
- When ordering you will need to determine which "**Look**" best suits your needs. Each look has a code (ie: A - D) that is part of the drawer front Style Number (ie: 201RPB or 201RPC). When placing your order, please indicate the code for the "look" you desire.
- **Look "C"** outside edge thickness may vary by 5mm depending on the drawer front profile selected. Please refer to *our Web Site under Technical Information*.



"WalzCraft can stain and glaze your doors!"

Drawer Fronts

- These Drawer Front **Looks** are compatible with doors that are 1" thick.
- When ordering you will need to determine which "**Look**" best suits your needs. Each look has a code (ie: E - G) that is part of the drawer front Style Number (ie: 201RPF or 201RPG). When placing your order, please indicate the code for the "look" you desire.

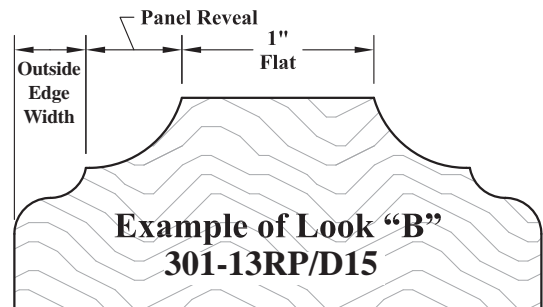


Minimum Size Drawer Front Calculation

The minimum size for drawer fronts are calculated using the *Raised Panel Profile reveal* and the *Outside Edge Profile dimension*, while maintaining a 1" minimum of flat to the face.

Dimensions for raised panel profile reveals and outside edge profiles can be found on the compatibility chart on our *Web Site* under Technical Information.

Example per drawing: D15 @ 3/8" x 2 = 3/4" + PR301-13 @ 1/2" x 2 = 1" + 1" Flat = 2 3/4"



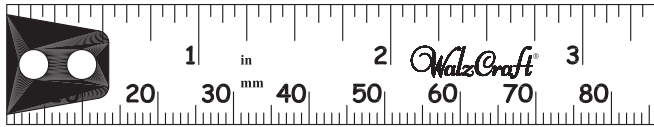
WalzCraft.com



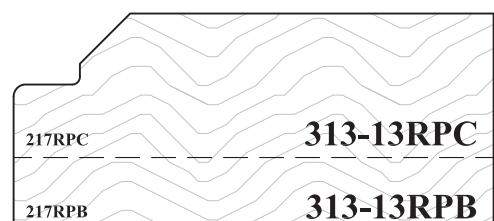
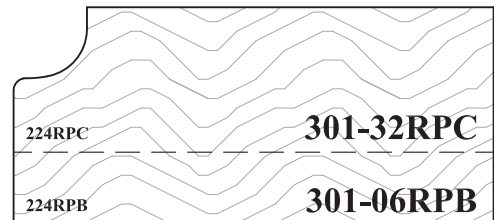
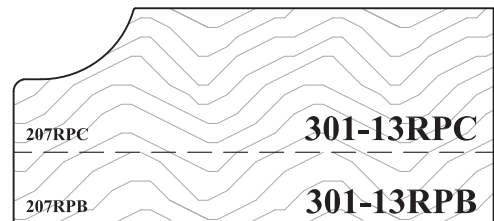
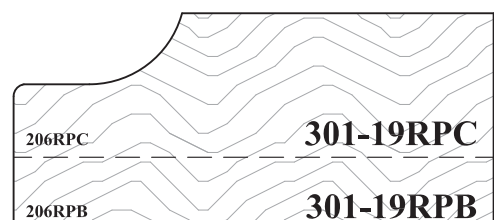
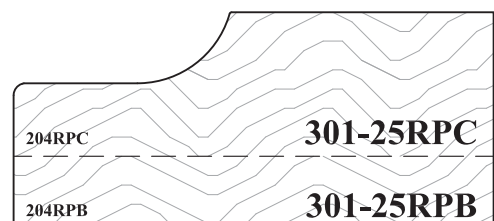
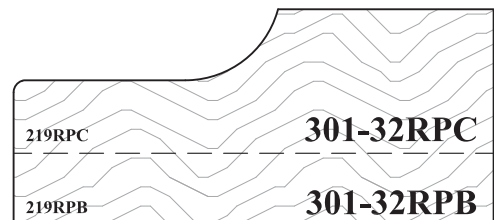
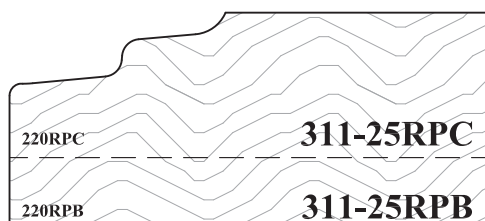
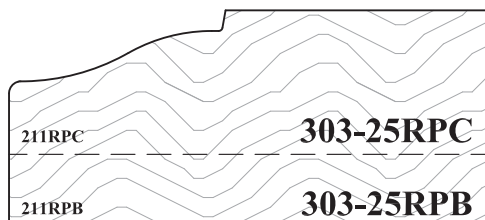
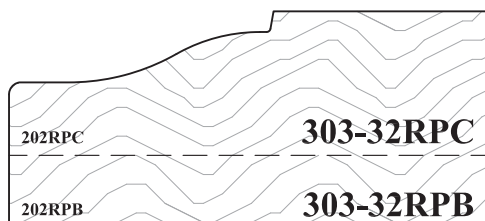
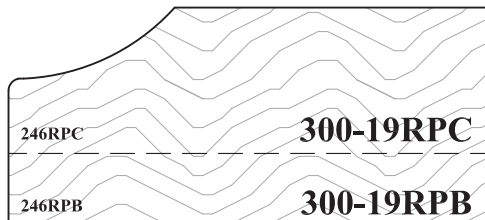
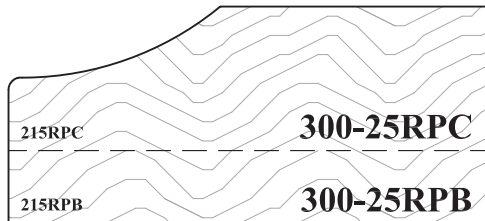
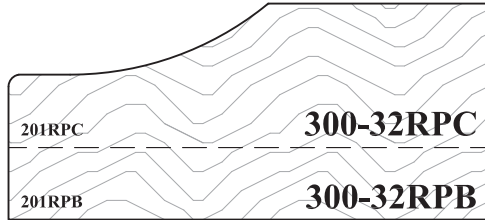
(Phone) 1-800-237-1326 7:00AM - 4:30PM CST (24 Hour Fax) 1-608-781-3667

Drawer Fronts

“Outstanding quality at competitive prices!”



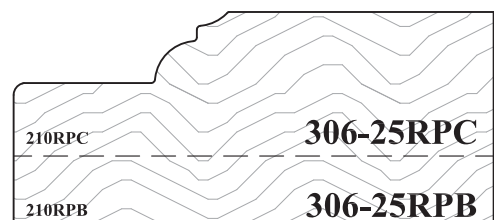
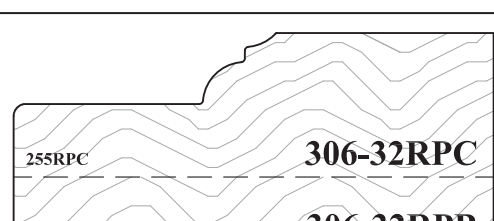
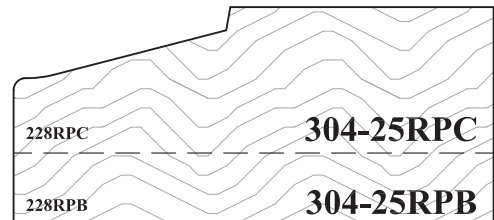
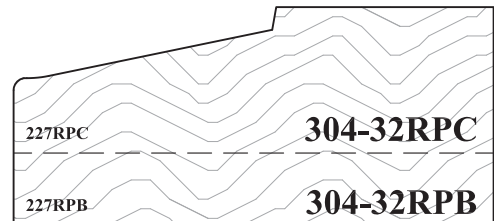
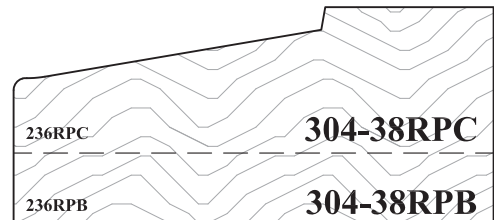
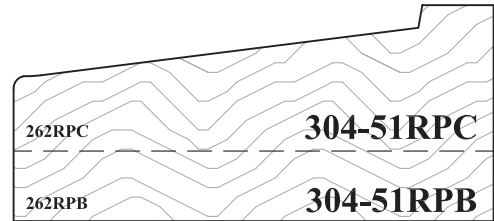
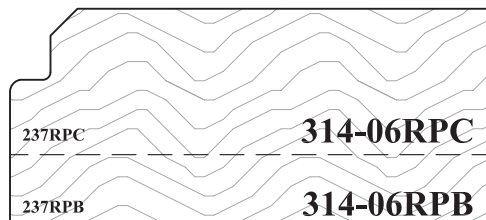
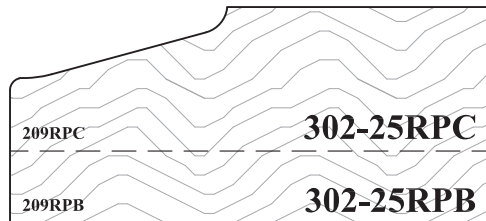
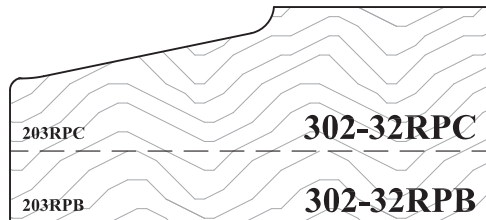
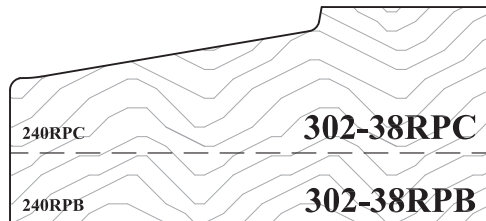
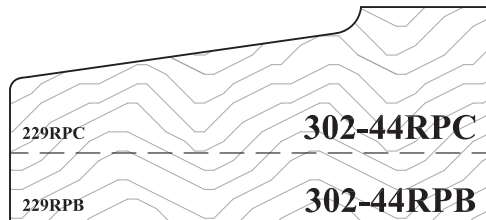
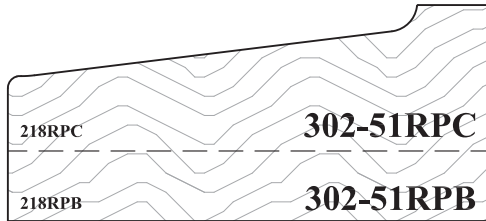
When printing, the tape measure on the left should print out at full size. If you measure the tape measure and it is not full size, please be aware that the drawings are not printed to the proper scale.



Drawer Fronts

"We offer several drawer front options to achieve your custom needs."

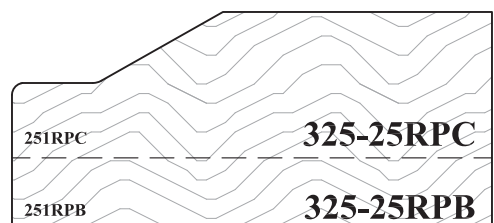
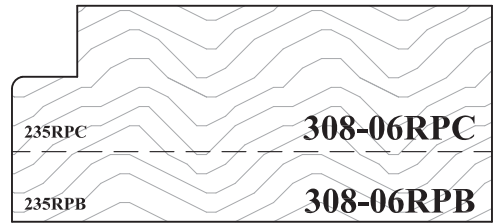
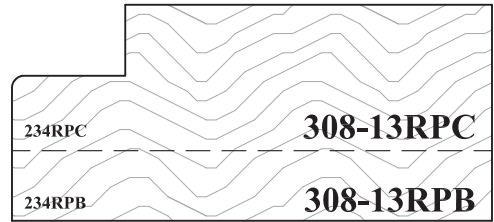
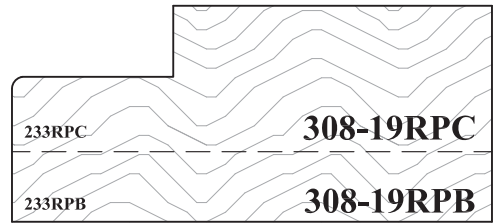
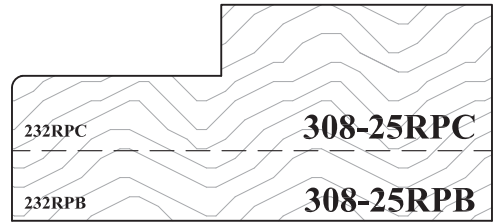
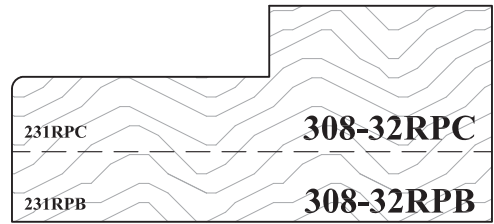
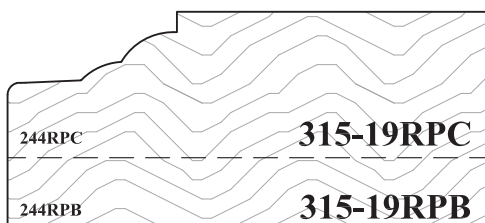
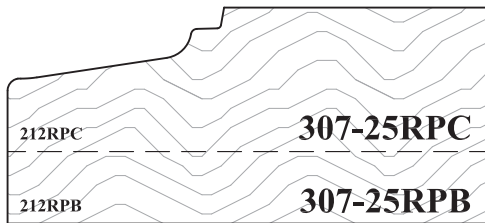
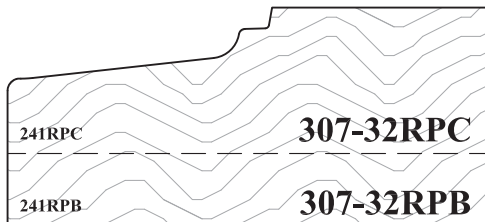
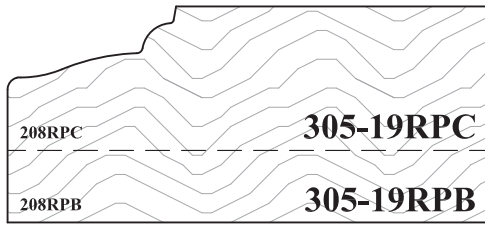
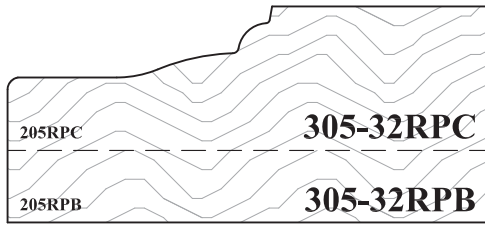
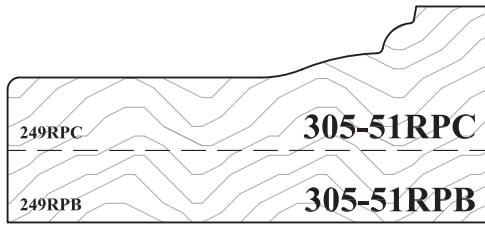
- All Profiles are shown with the **D33** Outside Edge.
- Drawings are full size for 1 1/8" thick fronts.
- See our *Web Site* under Technical Information for Outside Edge Profiles available with these **Drawer Front "Looks"**.



Drawer Fronts

“One Stop Shopping for your Finishing Needs!”

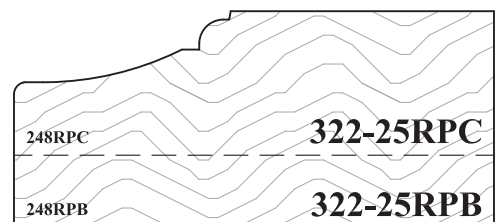
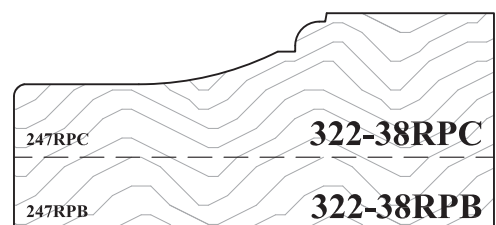
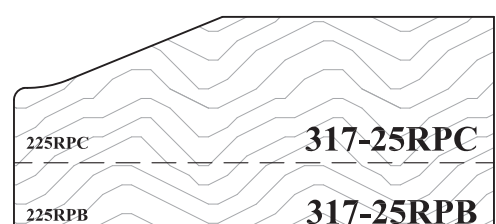
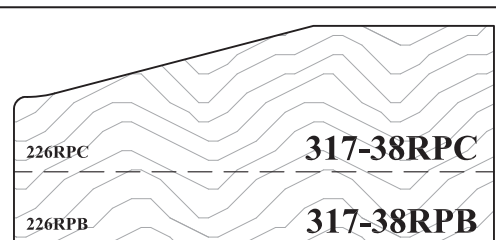
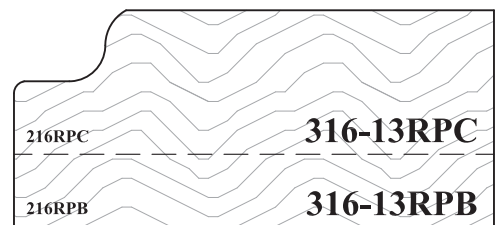
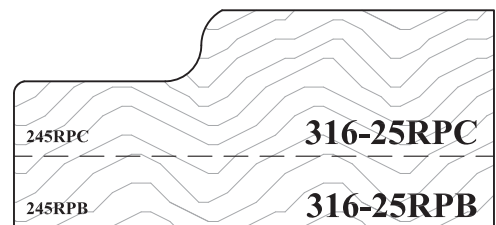
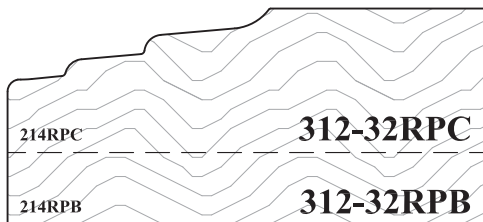
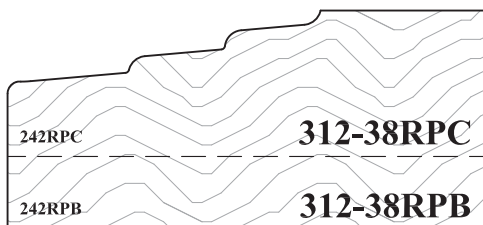
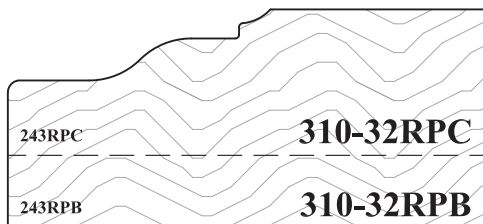
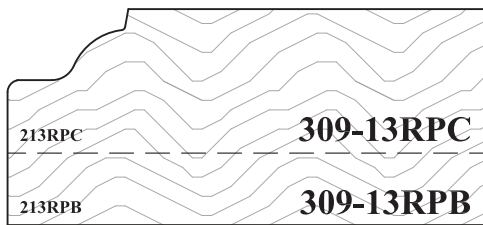
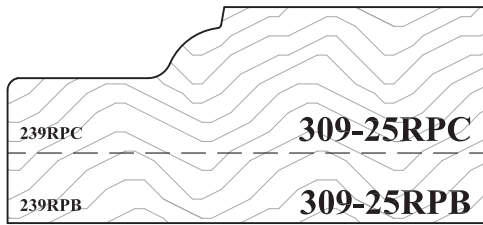
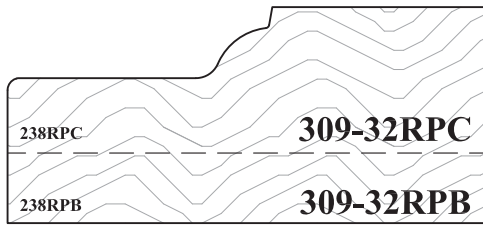
- All Profiles are shown with the **D33** Outside Edge.
- Drawings are full size for 1 $\frac{1}{8}$ " thick fronts.
- See our *Web Site* under Technical Information for Outside Edge Profiles available with these **Drawer Front “Looks”**.



Drawer Fronts

"Quality on time, every time!"

- All Profiles are shown with the **D33** Outside Edge.
- Drawings are full size for 1 $\frac{1}{8}$ " thick fronts.
- See our *Web Site* under Technical Information for Outside Edge Profiles available with these **Drawer Front "Looks"**.



WalzCraft[®].com

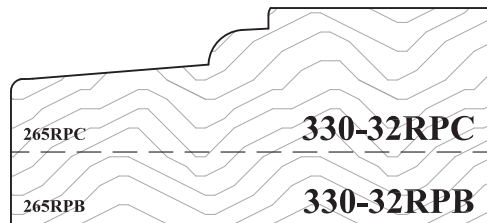
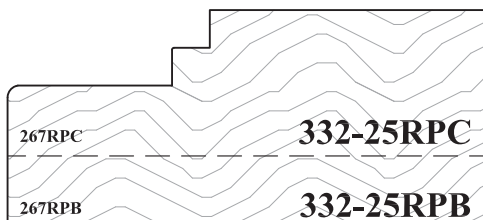
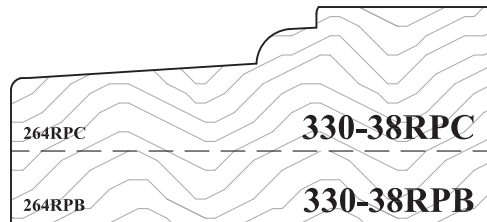
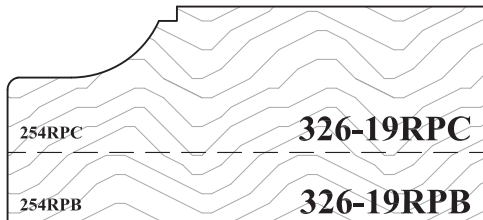
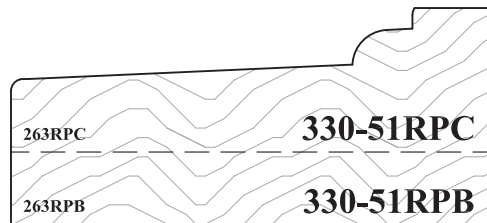
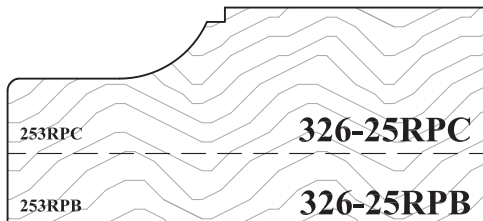
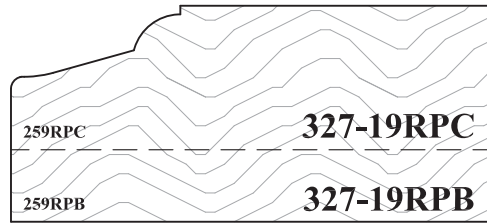
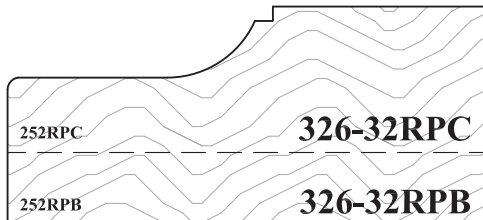
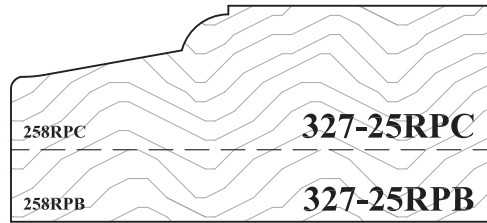
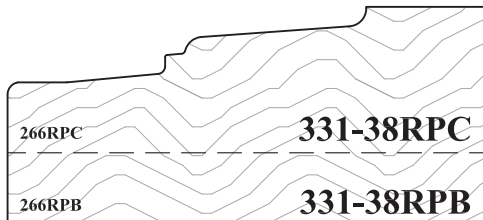
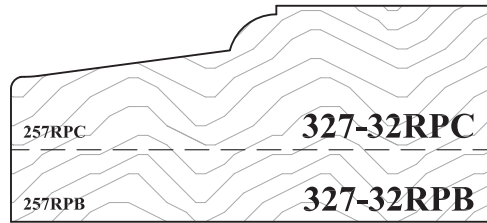
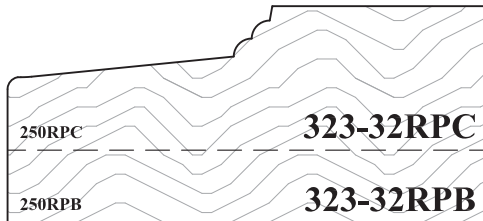


(Phone) 1-800-237-1326 7:00AM - 4:30PM CST (24 Hour Fax) 1-608-781-3667

Drawer Fronts

“WalzCraft also offers dovetail drawer boxes.”

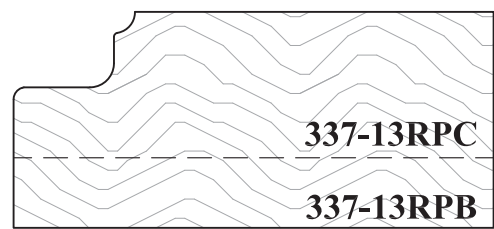
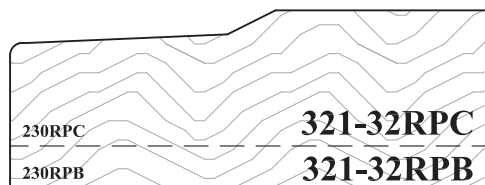
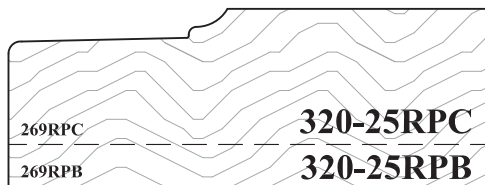
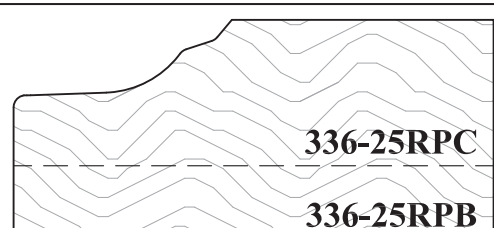
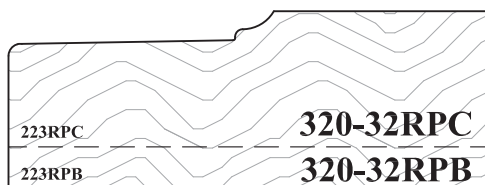
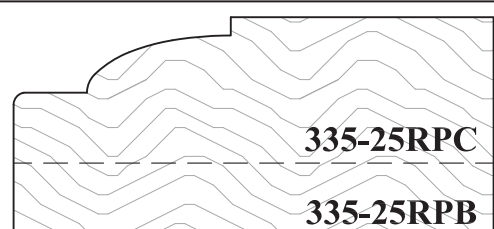
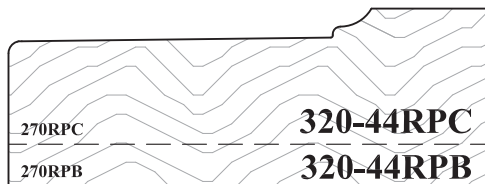
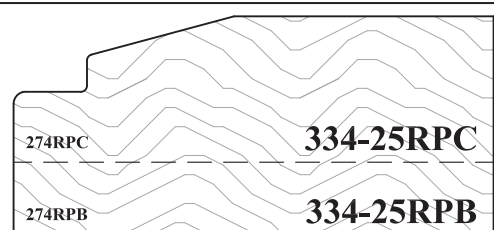
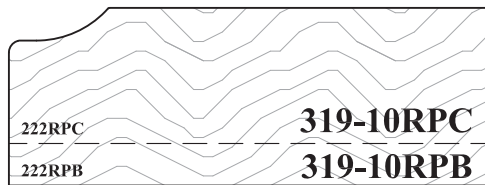
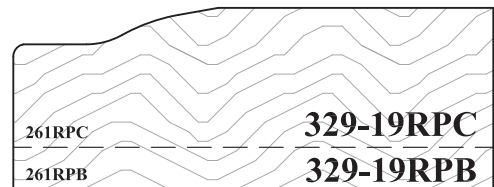
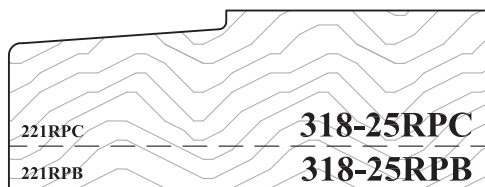
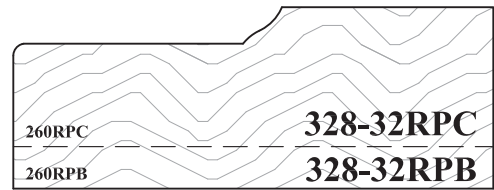
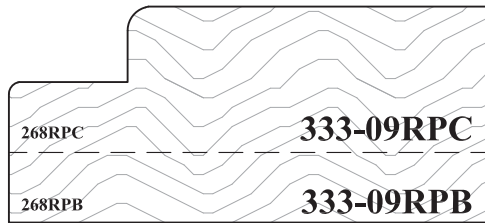
- All Profiles are shown with the **D33** Outside Edge.
- Drawings are full size for 1 1/8" thick fronts.
- See our *Web Site* under Technical Information for Outside Edge Profiles available with these **Drawer Front “Looks”**.



Drawer Fronts

“Outstanding quality at competitive prices!”

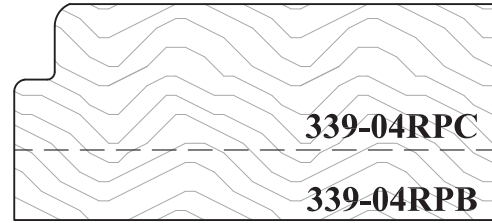
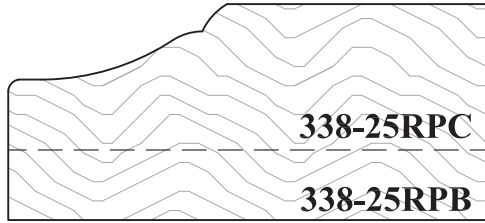
- All Profiles are shown with the **D33** Outside Edge.
- Drawings are full size for $1\frac{5}{16}$ " and $1\frac{1}{8}$ " thick fronts.
- See our *Web Site* under Technical Information for Outside Edge Profiles available with these **Drawer Front “Looks”**.



Drawer Fronts

"Where Custom Made Quality Begins." ®

- All Profiles are shown with the **D33** Outside Edge.
- Drawings are full size for 1 1/8" thick fronts.
- See our *Web Site* under Technical Information for Outside Edge Profiles available with these **Drawer Front "Looks"**.



WalzCraft®
.com



(Phone) 1-800-237-1326 7:00AM - 4:30PM CST (24 Hour Fax) 1-608-781-3667

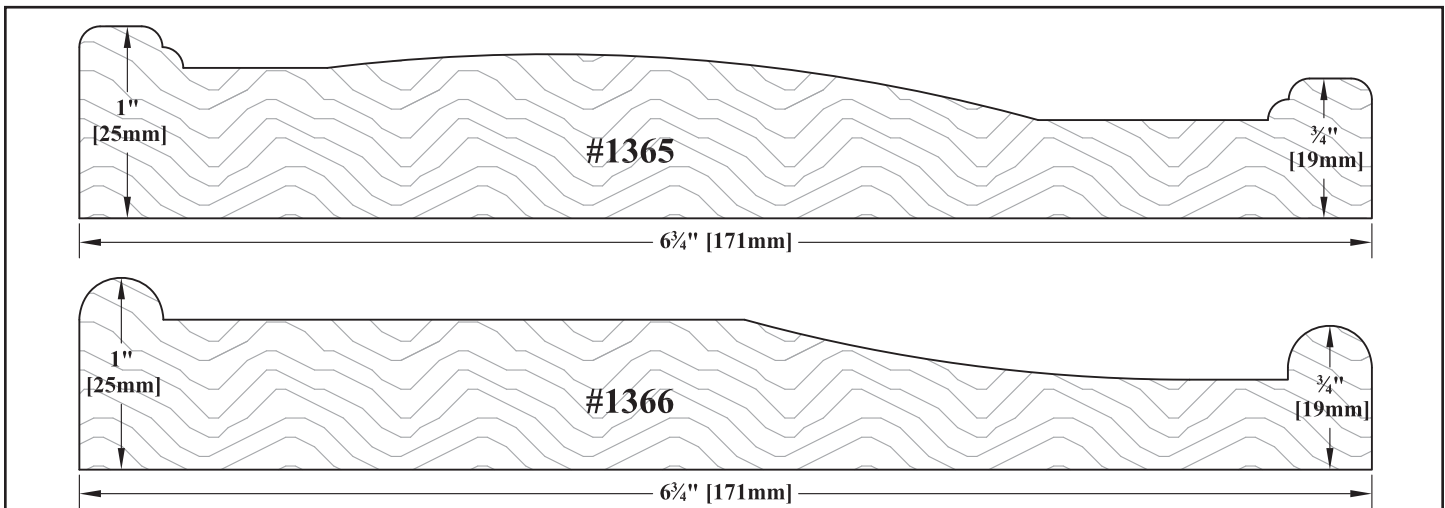
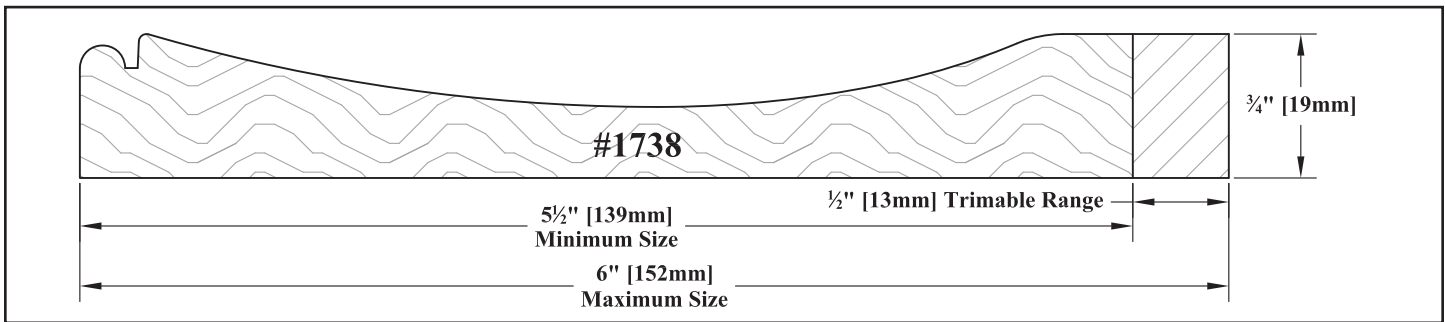
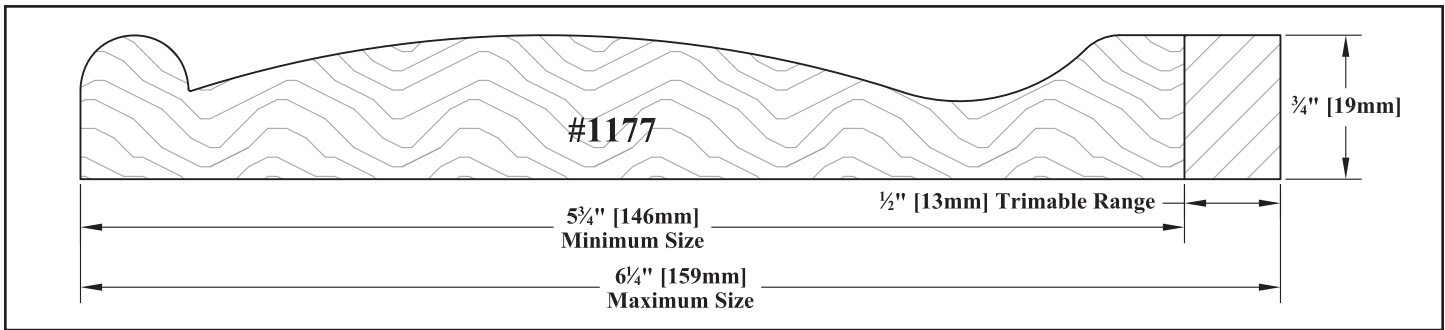
Molded Drawer Fronts

"Cut to size Drawer Front Moldings to create a unique look!"

- All Molded Drawer Front stock is available in 8' lengths for you to "cut to size" on your job site or can be ordered from WalzCraft **"Precision Cut to Length" (PCTL)**.
 - To order **PCTL**, specify the length (width) only; standard height dimensions are indicated in the line drawings below.
 - **There is a ½ square foot minimum per piece, for pricing.**
- Drawer front molding #1177 and #1738 are available **"Precision Cut to Size" (PCTS)**.
 - To order **PCTS**, specify the length (width) **and** the height.
 - Minimum height dimension for Molding #1177 is 5¼".
 - Minimum height dimension for Molding #1738 is 5".
 - **There is a ½ square foot minimum per piece, for pricing.**
- Molding #1365 and #1366 **cannot** be trimmed.

Price Class Codes

Drawer Front Molding #	8' Molding (See our Spec Catalog for pricing.)	PCTL (See our Spec Catalog for pricing.)	PCTS (See our Spec Catalog for pricing.)
1177	M33	1003 + 10%	1003 + 20%
1365	M36	1005 + 15%	NA
1366	M36	1005 + 15%	NA
1738	M33	1003 + 10%	1003 + 20%



WalzCraft[®].com



(Phone) 1-800-237-1326 7:00AM - 4:30PM CST (24 Hour Fax) 1-608-781-3667

Drawer Fronts

Drawer Front Notes

Drawer Front Notes

- Minimum size calculations for RP style drawer fronts can be found in the beginning of this section and also in our Specification Catalog.
- The minimum size for Style 34SQA, 100SQE and 500* drawer fronts are 3"x 3". **If your drawer front is below the 3" minimum required, a 2 square foot minimum per piece for pricing will apply.**
- Price Class code 1001 will be used to calculate the cost of a Style 58SQ Drawer Front with a D68, D94, D99, D100, D111, D113, D121 and D122 outside edge profiles.
- Look "C" outside edge thickness may vary by 5mm depending on the drawer front profile selected. Please refer to our *Web Site* for definition.
- Drawer fronts up to 6" high will be constructed with no glueups. This does not apply to Paint, Budget, Rustic and Knotty Grades of material.

