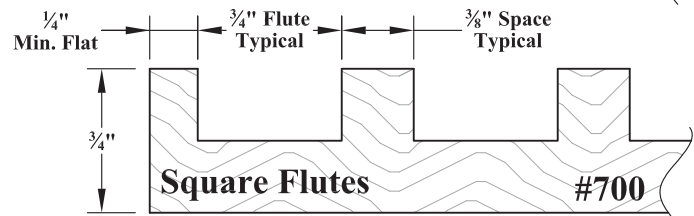
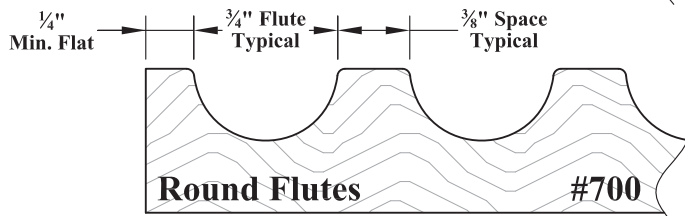
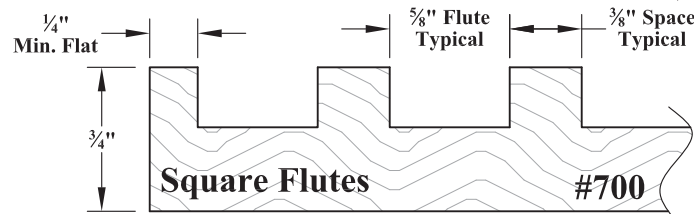
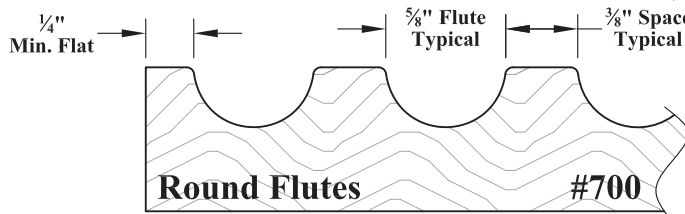
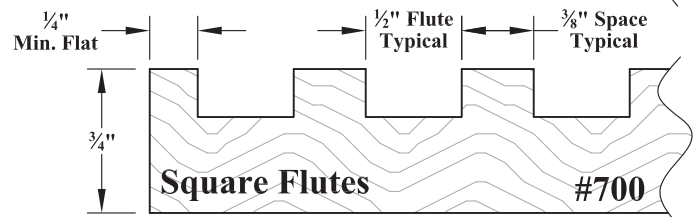
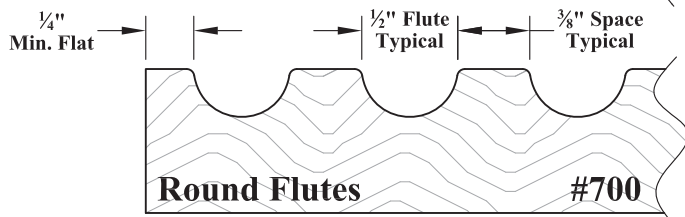
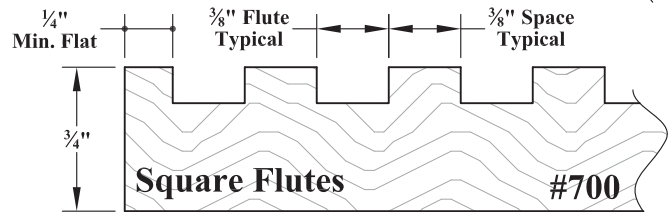
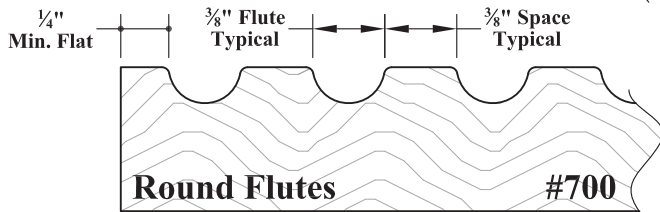
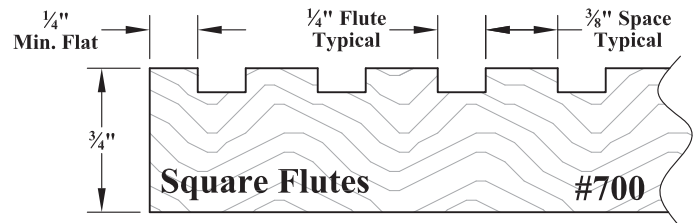
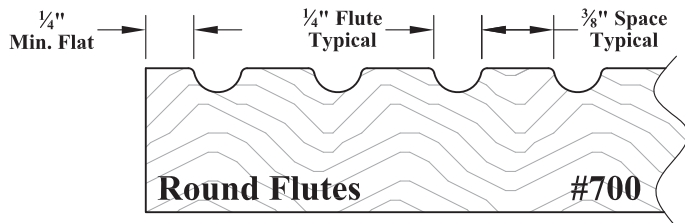


Fluted Moldings

"Call for a plant tour, it is worth the trip!"

Fluted Moldings

- **Fluted Moldings** are available round or square with different flute size options.
- The standard spacing between each flute is $\frac{3}{8}$ " and the minimum flat on each end is $\frac{1}{4}$ ".
- Choosing a flute pattern option on the next page will determine if your fluted molding is Full Length (FL) or Not Full Length (NFL).
- To order, note the width of the molding, the flute size, round (FMFR100) or square (FMFR200) flutes, how many flutes (see the chart below for guidelines), your flute pattern and any additional options required.
- Flute depth is half of the flute width.
- Fluted Moldings over 6" in width may be produced from a glued up panel, due to lumber availability. *(This does not apply to Paint, Budget, Rustic and Knotty grades of material.)*



Use this chart to find the minimum width of your molding, based on the flute size and quantity of flutes desired. Minimums are based on a 1/4" flat on each end.	Number of Flutes	Flute Size					
		1/4"	3/8"	1/2"	5/8"	3/4"	
		Minimum Molding Width					
	1	3/4"	7/8"	1"	1 1/8"	1 1/4"	
	2	1 3/8"	1 5/8"	1 7/8"	2 1/8"	2 3/8"	
	3	2"	2 3/8"	2 3/4"	3 1/8"	3 1/2"	
	4	2 5/8"	3 1/8"	3 5/8"	4 1/8"	4 5/8"	
	5	3 1/4"	3 7/8"	4 1/2"	5 1/8"	5 3/4"	
	6	3 7/8"	4 5/8"	5 3/8"	6 1/8"	6 7/8"	
	7	4 1/2"	5 3/8"	6 1/4"	7 1/8"	8"	



WalzCraft.com



(Phone) 1-800-237-1326 7:00AM - 4:30PM CST (24 Hour Fax) 1-608-781-3667

Fluted Moldings

"WalzCraft can Finish & Glaze most products!"

Fluted Molding Patterns

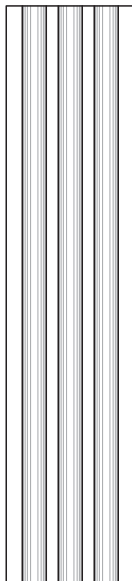
- **Fluted Molding Start and Stop Pattern Options** are shown below and can be ordered with Round Flutes (**FMFR100**) or Square Flutes (**FMFR200**).
- When ordering a #700 Fluted Molding, the Flute Pattern Option determines whether the flute runs the Full Length (**FL**) of the molding or is *Not* Full Length (**NFL**). For example, the **SSP200** pattern will run the full length of the molding, when this pattern is specified for **both** the top and bottom of the molding.
- NFL Fluted Moldings with **FMFR100** (*Round Flutes*), will have rounded ends and **FMFR200** (*Square Flutes*), will have square ends. (See examples below.)
- Spacing between the flutes will be standard at $\frac{3}{8}$ ".
- Fluted moldings, #700 are in price class **M100**.

When ordering (FL) Flute Pattern Options please specify:

- Start and stop pattern for the top and bottom of the molding
- Number of Flutes
- Width of Flute

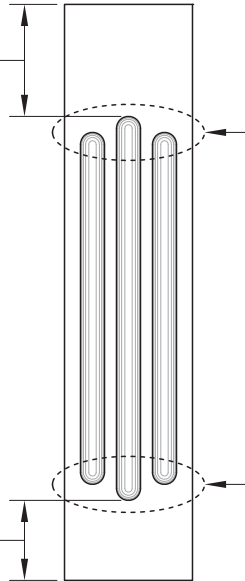
The #700 Fluted Molding, to the right is featured with:

- **SSP200** on the Top & Bottom
- 3 Flutes
- $\frac{3}{4}$ " wide Flutes



Customer Specified

Distance from *top* of #700 Molding to *top* of longest flute.



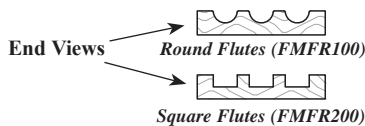
SSP400

When ordering (NFL) Flute Pattern Options please specify:

- Start and stop pattern for the top and bottom of the molding
- Pattern Start & Stop location
- Number of Flutes
- Width of Flute

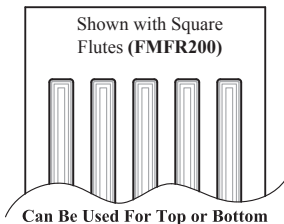
The #700 Fluted Molding, to the left is featured with:

- **SSP400** on the Top & Bottom
- Start 4" Top, Stop 3" Bottom
- 3 Flutes
- $\frac{3}{4}$ " wide Flutes

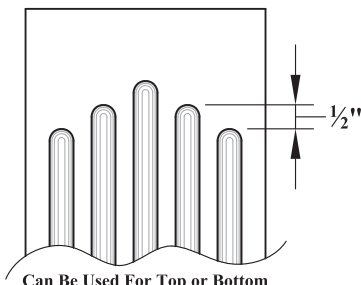


SSP100

Shown with Square Flutes (FMFR200)



SSP400

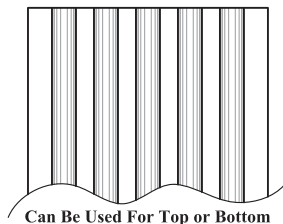


Customer Specified

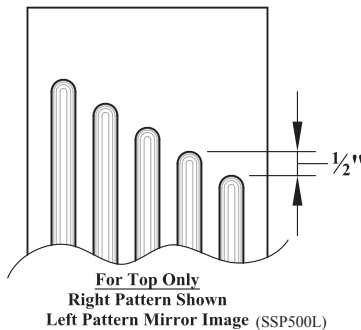
Distance from *bottom* of #700 Molding to *bottom* of longest flute.



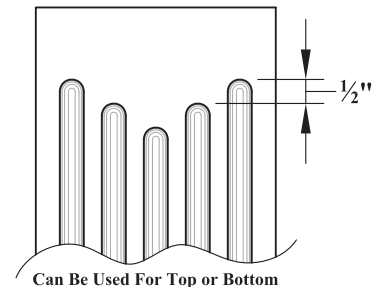
SSP200



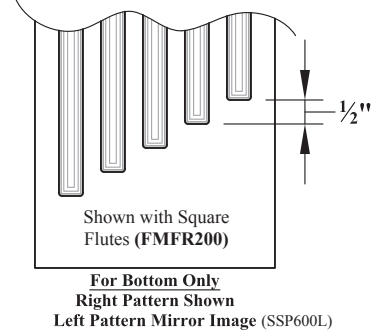
SSP500R



SSP300



SSP600R



WalzCraft.com



(Phone) 1-800-237-1326 7:00AM - 4:30PM CST (24 Hour Fax) 1-608-781-3667

Fluted Moldings

“24 hour fax! 1-608-781-3667.”

Integral Rout Patterns

When ordering Integral Rout Patterns:

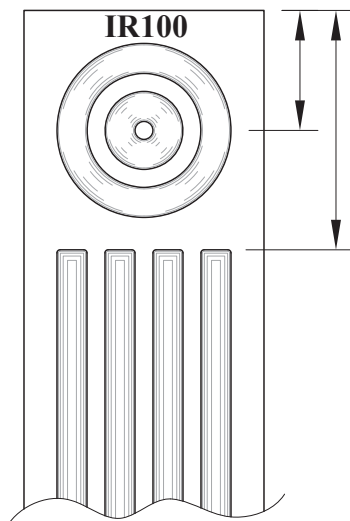
- Specify the **Integral Rout Pattern: IR100 or IR200.**
- Specify the measurement from the end of the molding to the center of the rout.
- Specify the SSP pattern for your fluted molding.
- Specify the “**Start & Stop**” point for the NFL flute pattern.
- Flute size will match the size specified for the SSP pattern, on your fluted molding. *If you are not using an NFL pattern with your Integral Rout, please specify the flute width.*
- Overall width and height dimensions will match the overall width of the SSP pattern, on your fluted molding. *If you are not using an NFL pattern with your Integra Rout, please specify the overall dimension of the Integral Rout. The minimum size required for the flat surface on each side of the Integral Rout is ¼”.*



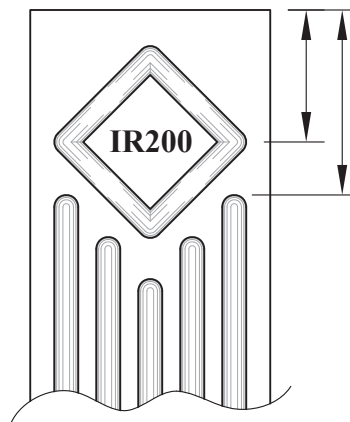
Integral Rout Option: Add the Charge per rout to the cost of your Fluted Molding.



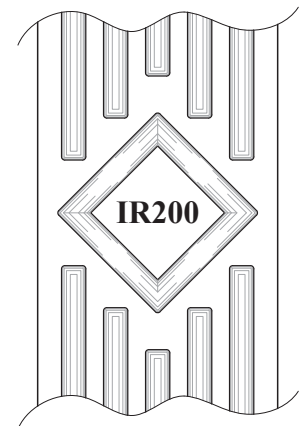
SSP100 w/IR100
Start at 5" from Top



SSP300 w/IR200
Start 3 7/8" from Top



SSP300 w/IR200
Special Start & Stop



Non-Catalog Fluted Molding Requests

If your project requires a flute pattern that runs *against* the grain, please refer those requests to our Non-Catalog Team.

- Requests will be evaluated on a per order basis.
- Size restrictions will be a consideration based on the width of your molding and the number and size of flutes.
- Additional design charges may apply.
- **We reserve the right to decline requests for quotations or orders, based on our capabilities and / or current capacities.**



WalzCraft[®].com



(Phone) 1-800-237-1326 7:00AM - 4:30PM CST (24 Hour Fax) 1-608-781-3667

Fluted Moldings

“Ask about our Custom Finishing Program.”

- To find the square foot price for a **Fluted Molding**, Use the square foot price for the wood species and grade of your choice found in our Master Specification Catalog.



1" THICKNESS: Add 30% to the ¾" square foot price.



1¼" THICKNESS: Add 50% to the ¾" square foot price.

Fluted Molding Notes

1)	Thickness & Length	Fluted moldings are available ¾", 1" and 1¼" thick and have a maximum length of 96".
2)	Width	Drawings are actual size. Full Length (FL) moldings over 9" wide will be processed by our Non-Catalog Team and additional design charges may apply.
3)	MDF / RTF	Also available in MDF and RTF. Square flutes (FMFR200) are not available in RTF.
4)	Price Class	M100
5)	Minimum Size For Price	Each fluted molding has a 1 square foot minimum per item for pricing.
6)	Outside Edge Profile Options	D7 is the standard outside edge. If a different outside edge is required, this will be considered non-catalog and additional design charges may apply.
7)	Flow Pen Glaze	Flow Pen Glaze is available when ordering Fluted Moldings with the FMFR200 (Square Flutes).
8)	45° & 90° Inside and Outside Corner Options	Refer to our Specification Catalog for Miscellaneous Joinery Options to create columns with your Fluted Moldings.

