


# Custom Products

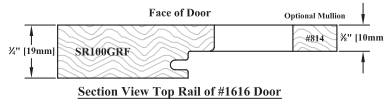
*"Finish sanding is in our price...  
not tacked on later!"*

## Combination Doors

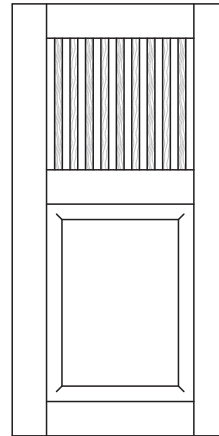


### Style 1616

If ordering with a Veneered Flat Panel, order as **Style 4016**.

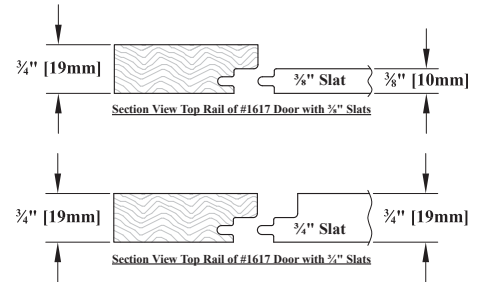


- This door style can be ordered with a Raised or Veneered Flat Panel.
- Mullions or a Lite Pattern are optional in the Frame Only section.
- Any "Traditional", "Old World" or "Mitered" stile and rail profile can be used however, some profiles may not be compatible for use with mullions or lite pattern options.
- This door style is available with shaped rails.

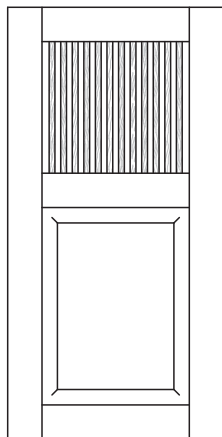


### Style 1617

If ordering with a Veneered Flat Panel, order as **Style 4017**.

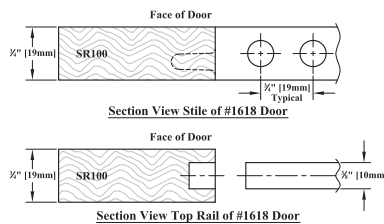


- This door style can be ordered with a Raised or Veneered Flat Panel.
- Available with only the SR100, MP612-76, MP612-57, MP612-38, MP726-76, MP726-57 and MP726-38 stile and rail profiles.
- This door style is not available with shaped rails.
- Available with 3/8" (*recessed*) or 3/4" (*flush*) thick straight slats.
- Slat width 1/2".
- The number of slats and spacing will be determined by the width of the door and the space available.



### Style 1618

If ordering with a Veneered Flat Panel, order as **Style 4018**.



- This door style can be ordered with a Raised or Veneered Flat Panel.
- Available with only the SR100, MP612-76, MP612-57, MP612-38, MP726-76, MP726-57 and MP726-38 stile and rail profiles.
- This door style is not available with shaped rails.
- Available with 3/8" dowels only.
- The number of dowels and spacing will be determined by the width of the door and the space available.

Please fax or email your rough draft or CAD drawings to our Non-Catalog Team for your manufacturing and quote needs.

*Email your drawings to:  
noncatalog@walzcrafft.com*



WalzCraft.com



(Phone) 1-800-237-1326 7:00AM - 4:30PM CST (24 Hour Fax) 1-608-781-3667