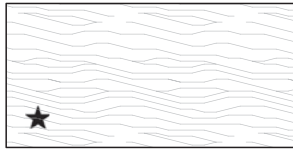


Cabinet Accessories

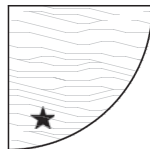
*"Finish sanding is in our price...
not tacked on later!"*

Knick Knack Shelves

- **Knick Knack Shelves** are available in the following solid wood thicknesses: $\frac{3}{4}$ " and 1".
- MDF and RTF knick knack options are only available in $\frac{3}{4}$ " or 1" thicknesses.
- RTF options are indicated with a ★. If ordering RTF, please specify the laminate color for the melamine back (*almond or white*).
- Priced by the square foot with a $\frac{1}{2}$ **square foot minimum** per item.
- **D7** outside edge profile is standard on all knick knack shelves, unless otherwise specified.
- Minimum size 3" x 3".
- Grain will run with the width dimension.
- Custom knick knack designs may be faxed or Emailed to our Non-Catalog Team.



Style A
Price Class: KK100



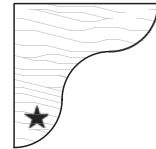
The width must equal the height. If not, please order as a Style C.

Style B
Price Class: KK300



Please specify radius left or right and the size of the radius. If not specified, the radius will equal the height.

Style C
Price Class: KK200




Style D
Price Class: KK300



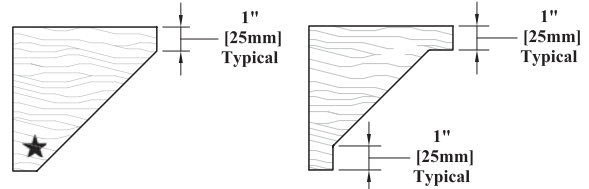
The height will equal $\frac{1}{2}$ the width, if not please order as a Style F.

Style E
Price Class: KK200



Please specify the size of the left radius and the size of the right radius. If not specified, the radius will be $\frac{1}{2}$ the height.


Style F
Price Class: KK300



Please specify width and height. The flat dimensions are standard as noted.

Style G
Price Class: KK200

Style H
Price Class: KK300




The radius is equal to $\frac{1}{2}$ of the height. Grain runs with the width.

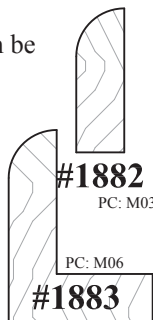
Style J
Price Class: KK200

Bull Nose Shelf Moldings

- **Bull Nose Shelf Moldings** are designed to cover the exposed edge of a $\frac{3}{4}$ " thick shelf, as shown in the application drawings below.
- Due to the height of the #1885, this molding works well for covering any recessed lighting that might be used.
- Pricing for Bull Nose Shelf Moldings can be found in our Specification Catalog.

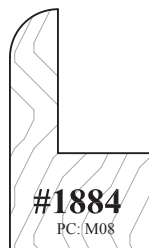


#1882




#1882
PC: M06


#1883



#1884
PC: M08



#1884



#1885
PC: M12



WalzCraft.com



(Phone) 1-800-237-1326 7:00AM - 4:30PM CST (24 Hour Fax) 1-608-781-3667

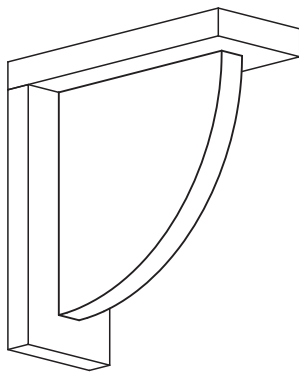
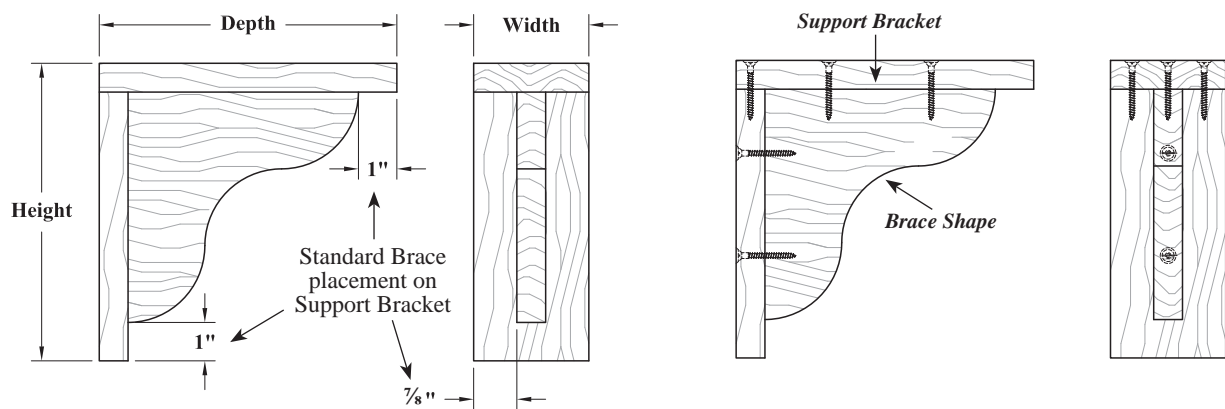
Cabinet Accessories

"WalzCraft can fill your Custom Millwork needs!"

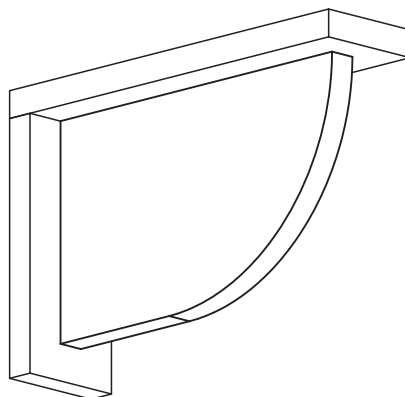
Shelf Supports (Assembled)

- When ordering, specify the part number listed under the Assembled Shelf Support for the design required.
- The width, depth and height must be provided, as shown in the example below.
- Braces are available in various shapes.
- The brace is centered on the support brackets.
- Braces are attached with precision bored screws.
- Assembled shelf supports have a **1 square foot minimum**, per item, for pricing only.
- The assembled shelf support thickness will be standard at $\frac{3}{4}$ " for all components.
- Shelf Supports are not available as an option with RTF.

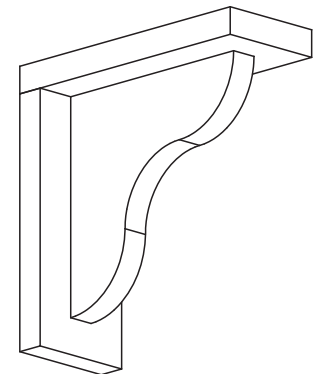
★ See our Specification Catalog or call for Pricing. ★



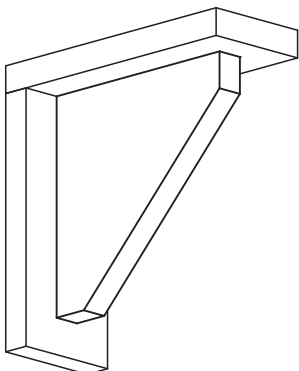
Style #1812



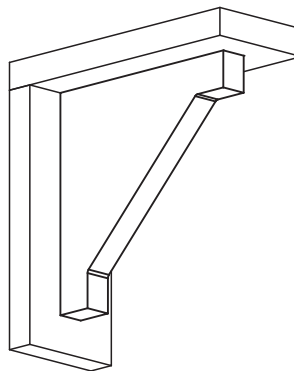
Style #1813



Style #1819



Style #1814



Style #1818



WalzCraft.com



(Phone) 1-800-237-1326 7:00AM - 4:30PM CST (24 Hour Fax) 1-608-781-3667