

This page is intentionally left blank.

- Due to the design of the Mitered Profiles (*Fully Molded*) in the section that follows, it is not an option to modify the width of the profile from what is shown or to modify the existing outside edge profile.
- The guideline below can be utilized as an aid when ordering Mitered Doors or Drawer Fronts with no additional outside edge option, using WalzCraft Order Forms. (The MP760-57 profile will be used in our example and shows how the information should be noted on your order form.)

Profile Info	
Stile & Rail or Miter Profile	<u>MP760-57</u>
Panel Profile	<u>PR301-25</u>
Outside Edge Profile	<u>NA</u>

- For the most current Order Forms, please visit our website at www.WalzCraft.com. If you do not have access to our Website, please contact our Customer Support Team and order forms can be mailed to you.
- Non-Standard Part Sizes are not available. The top rail, bottom rail, left stile and right stile must all be the same profile and the same width.
- Some profiles in this section may accommodate a Recessed Applied Molding (RAM) rout to add an optional applied molding. For more information on Recessed Applied Moldings, please refer to *page E6-9*.

Mitered Door and Frame Construction with Matching Mullion Stock

- These Mitered Profiles are fully molded with NO width flexibility, other than what is shown.
- The C indicates profiles available for Convex/Concave products.

Center stile & center rail profiles look like this...

* #2589 will be used in place of #1815 for all "complex" lite patterns consisting of any radius or diagonal mullions (ie: LP105).

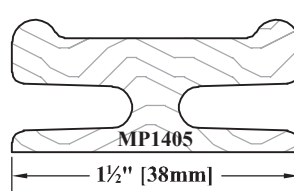
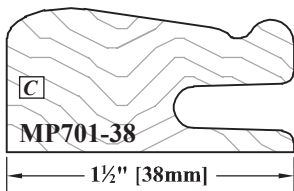
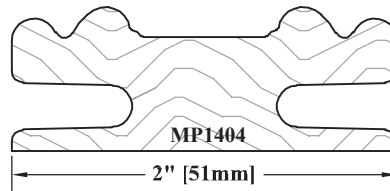
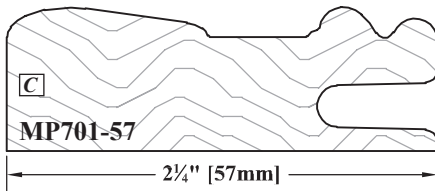
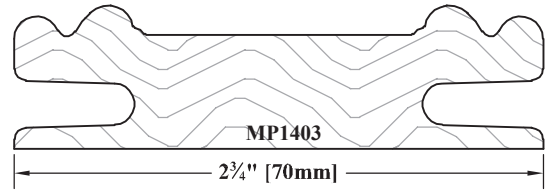
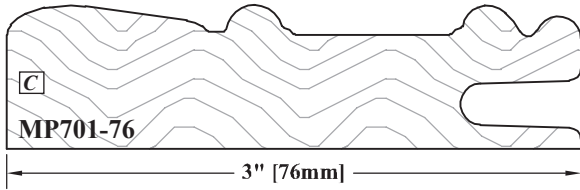
► For PRICING ► See Section E10 in our Wholesale Pricing Catalog.

E

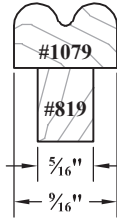
Mitered Door and Frame Construction with Matching Mullion Stock

- These Mitered Profiles are fully molded with NO width flexibility, other than what is shown.
- The **C** indicates profiles available for Convex/Concave products.

Center stile & center rail profiles look like this...

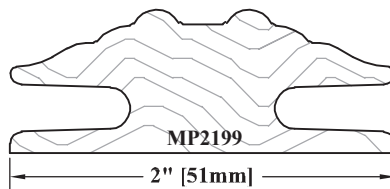
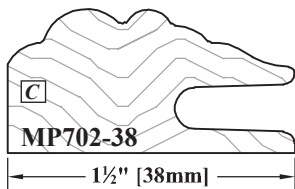
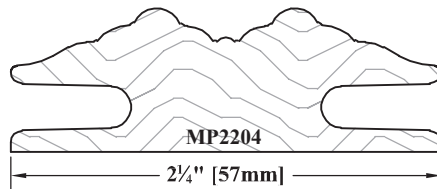
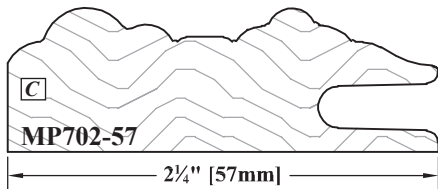
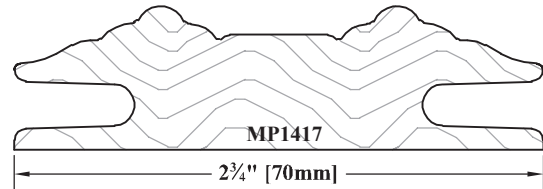
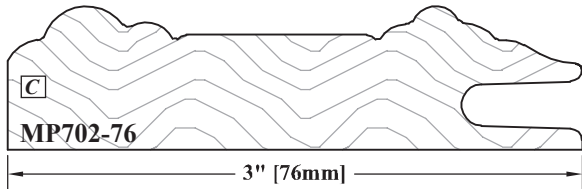


Standard and True Lite Mullion Stock

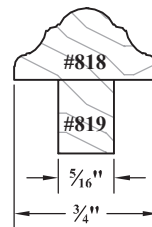


* #2296 will be used in place of #1079 for all "complex" lite patterns consisting of any radius or diagonal mullions (ie: LP105).

Center stile & center rail profiles look like this...



Standard and True Lite Mullion Stock

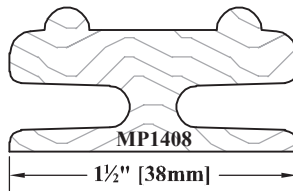
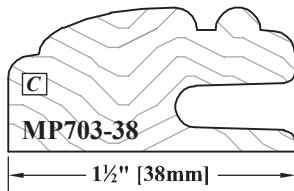
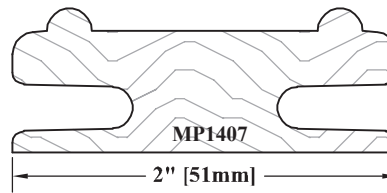
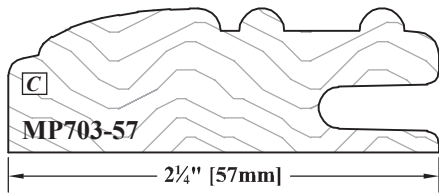
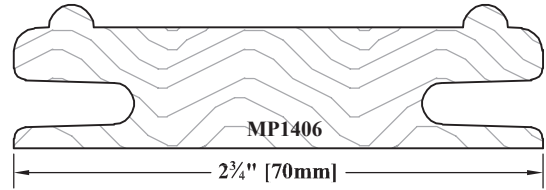
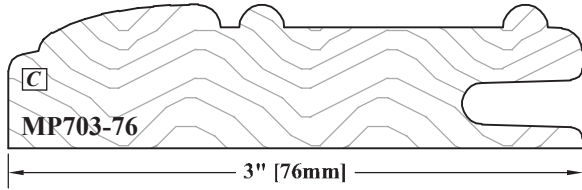


► **For PRICING** ► See Section **E10** in our Wholesale Pricing Catalog.

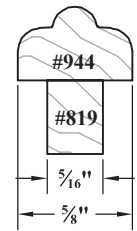
Mitered Door and Frame Construction with Matching Mullion Stock

- These Mitered Profiles are fully molded with NO width flexibility, other than what is shown.
- The **C** indicates profiles available for Convex/Concave products.

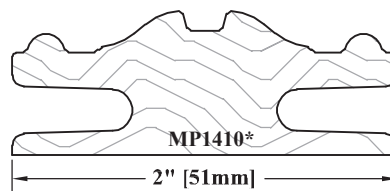
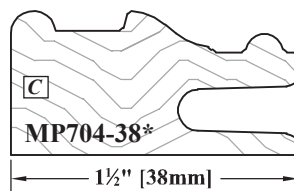
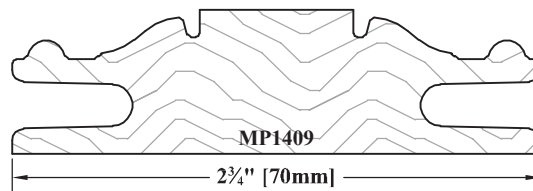
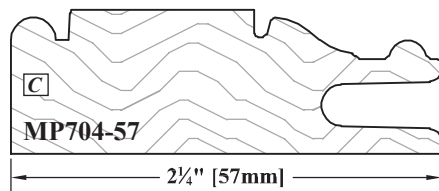
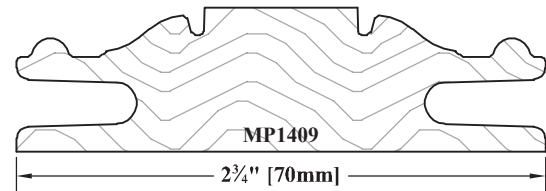
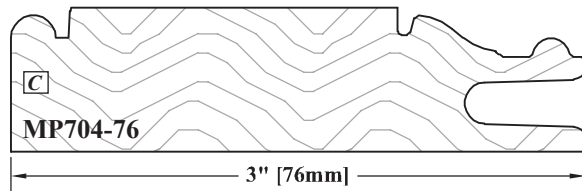
Center stile & center rail profiles look like this...



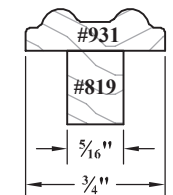
Standard and True Lite Mullion Stock



Center stile & center rail profiles look like this...



Standard and True Lite Mullion Stock



* Matching Mullion Stock is not available with the MP704-38 and MP1410.

* #2472 will be used in place of #931 for all "complex" lite patterns consisting of any radius or diagonal mullions (ie: LP105).

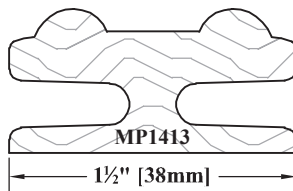
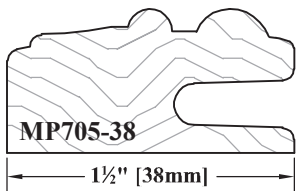
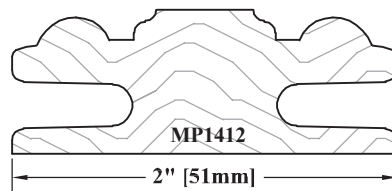
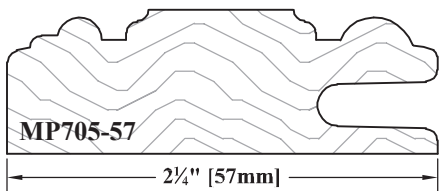
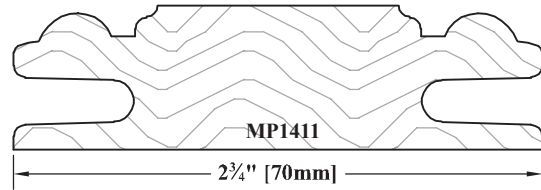
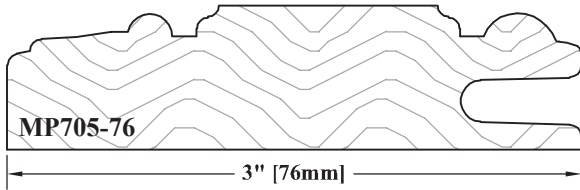
► For PRICING ► See Section E10 in our Wholesale Pricing Catalog.

E

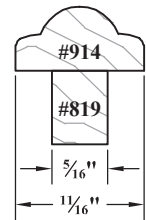
Mitered Door and Frame Construction with Matching Mullion Stock

- These Mitered Profiles are fully molded with NO width flexibility, other than what is shown.
- The **C** indicates profiles available for Convex/Concave products.

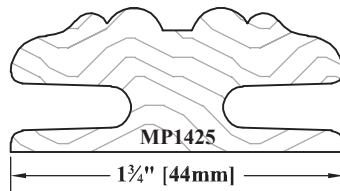
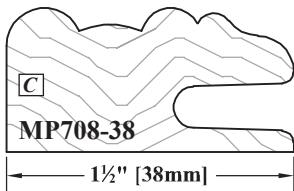
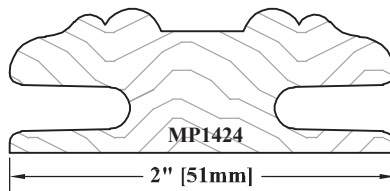
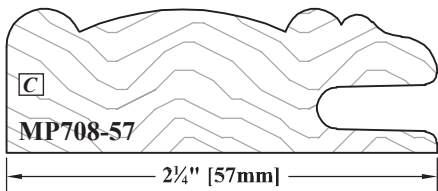
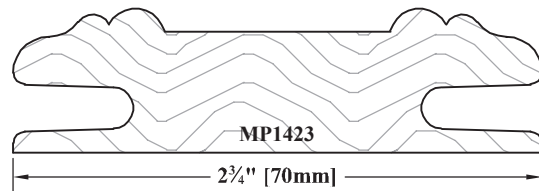
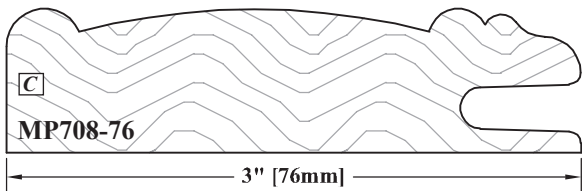
Center stile & center rail profiles look like this...



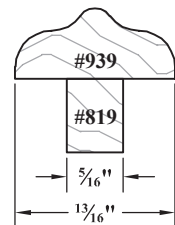
Standard and True Lite
Mullion Stock



Center stile & center rail profiles look like this...



Standard and True Lite
Mullion Stock

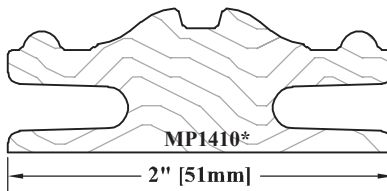
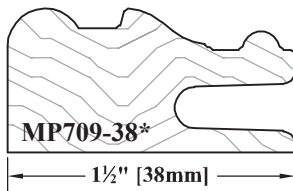
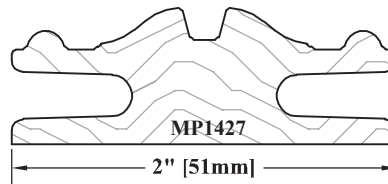
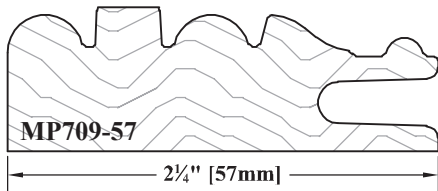
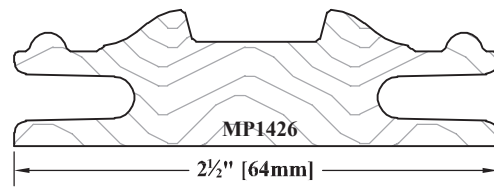
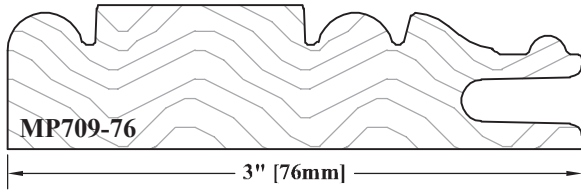


► **For PRICING** ► See Section **E10** in our Wholesale Pricing Catalog.

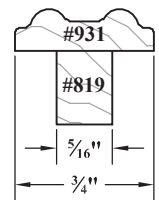
Mitered Door and Frame Construction with Matching Mullion Stock

- These Mitered Profiles are fully molded with NO width flexibility, other than what is shown.
- The **C** indicates profiles available for Convex/Concave products.

Center stile & center rail profiles look like this...



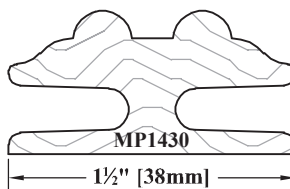
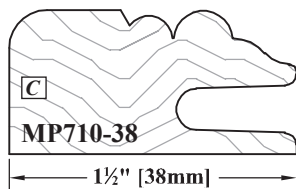
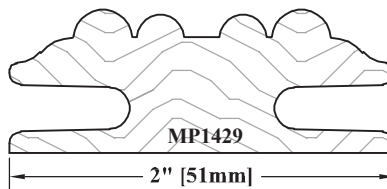
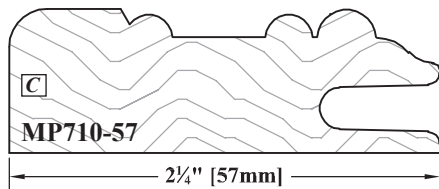
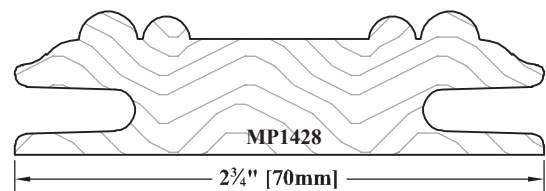
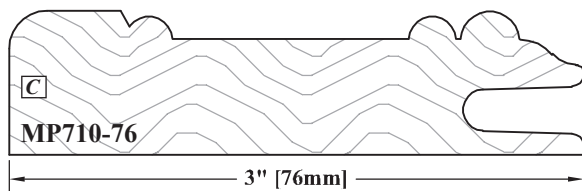
Standard and True Lite Mullion Stock



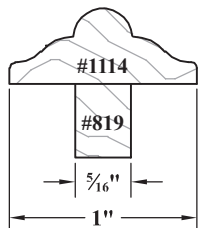
* Matching Mullion Stock is not available with the MP709-38 and MP1410.

* #2472 will be used in place of #931 for all "complex" lite patterns consisting of any radius or diagonal mullions (ie: LP105).

Center stile & center rail profiles look like this...




Standard and True Lite Mullion Stock



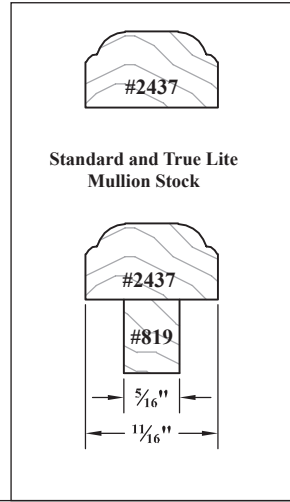
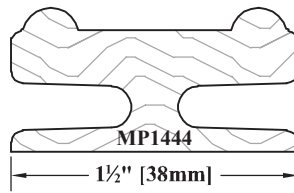
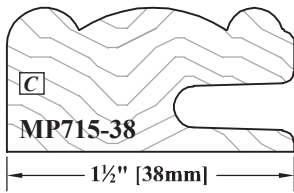
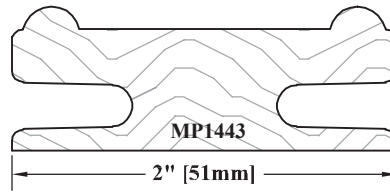
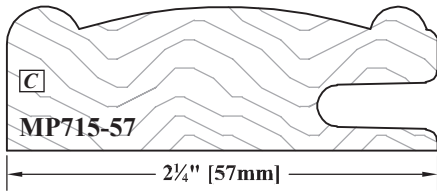
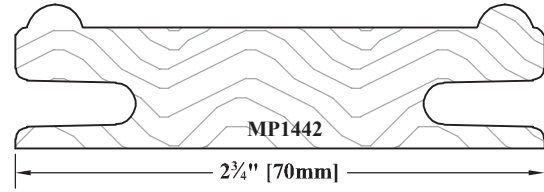
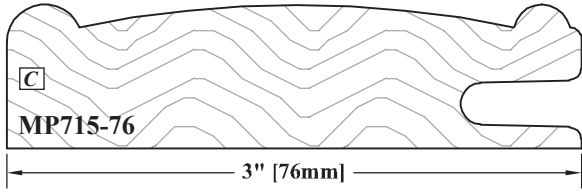
► For PRICING ► See Section E10 in our Wholesale Pricing Catalog.

Mitered Door and Frame Construction with Matching Mullion Stock

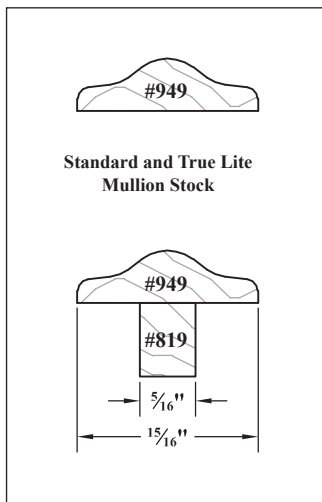
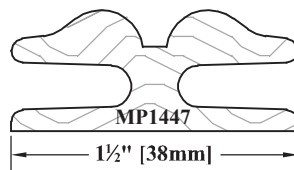
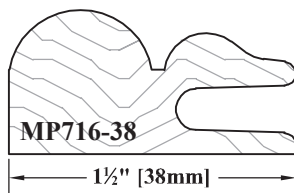
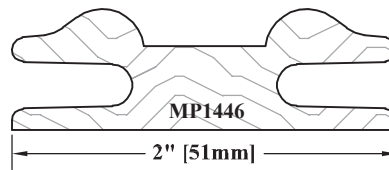
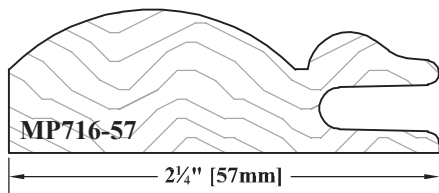
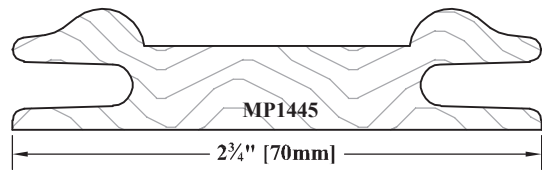
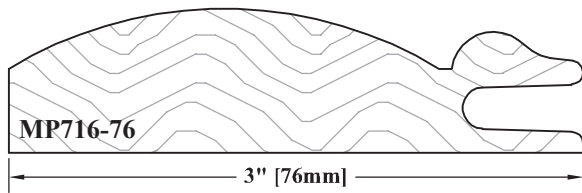
- These Mitered Profiles are fully molded with NO width flexibility, other than what is shown.
- The  indicates profiles available for Convex/Concave products.

E

Center stile & center rail profiles look like this...



Center stile & center rail profiles look like this...

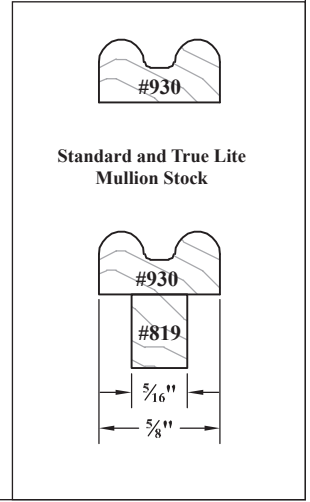
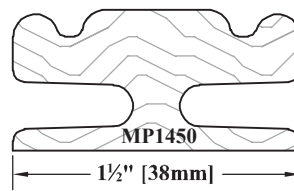
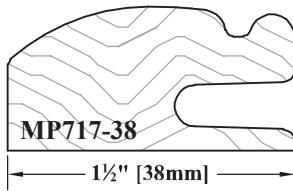
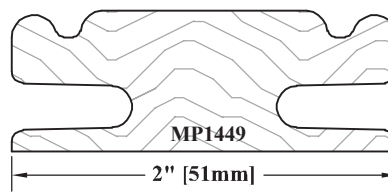
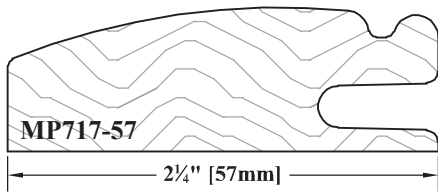
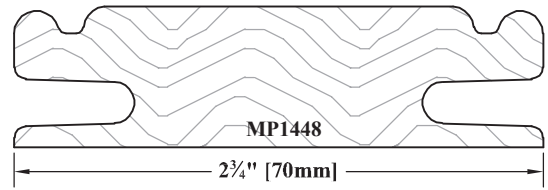
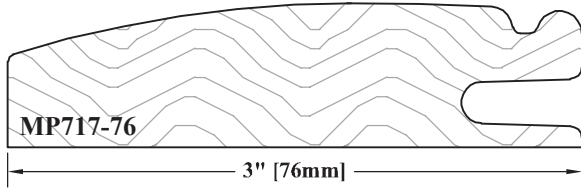


► **For PRICING** ► See Section **E10** in our Wholesale Pricing Catalog.

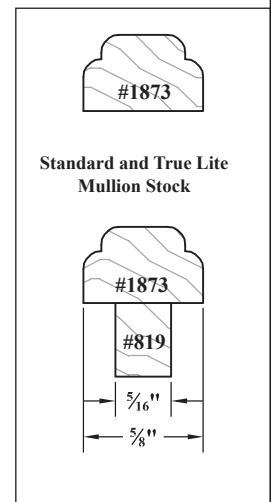
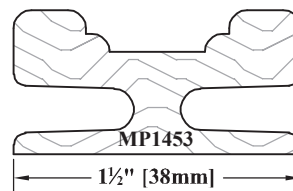
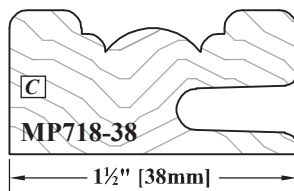
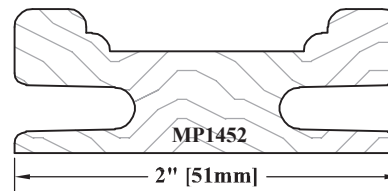
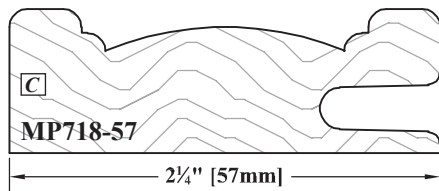
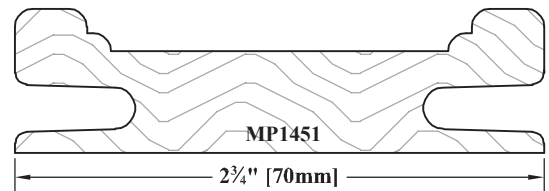
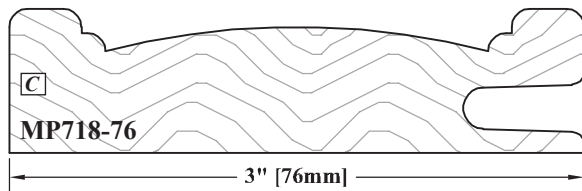
Mitered Door and Frame Construction with Matching Mullion Stock

- These Mitered Profiles are fully molded with NO width flexibility, other than what is shown.
- The **C** indicates profiles available for Convex/Concave products.

Center stile & center rail profiles look like this...



Center stile & center rail profiles look like this...



► For PRICING ► See Section E10 in our Wholesale Pricing Catalog.

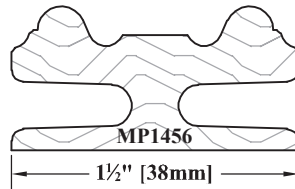
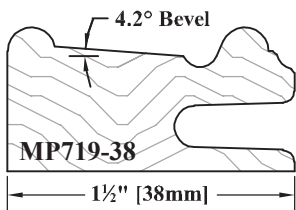
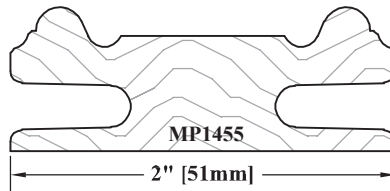
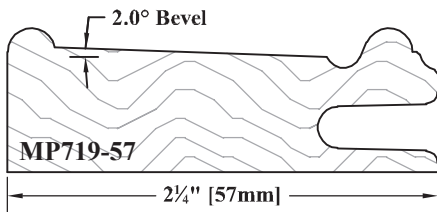
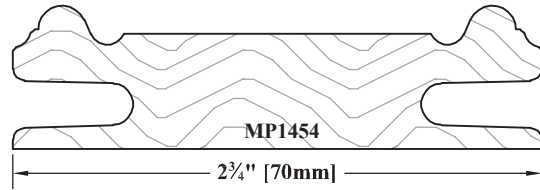
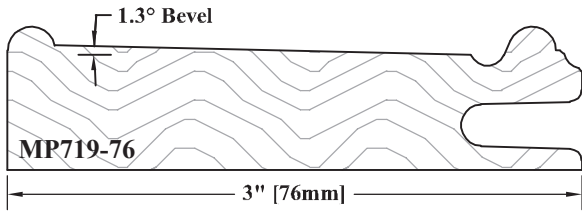
E

Mitered Door and Frame Construction with Matching Mullion Stock

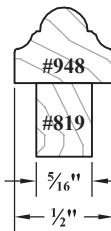
- These Mitered Profiles are fully molded with NO width flexibility, other than what is shown.
- The ☐ indicates profiles available for Convex/Concave products.

E

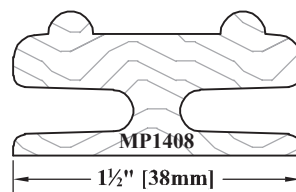
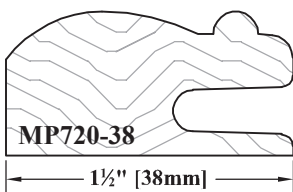
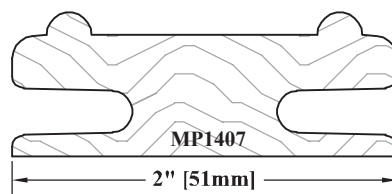
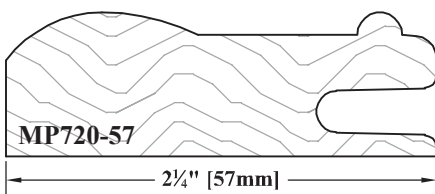
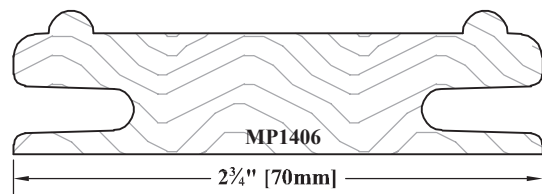
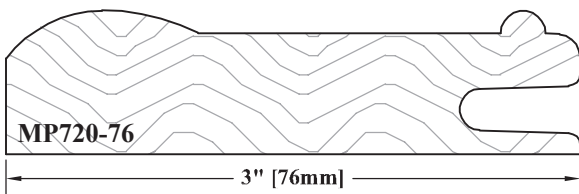
Center stile & center rail profiles look like this...



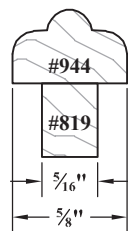
Standard and True Lite Mullion Stock



Center stile & center rail profiles look like this...



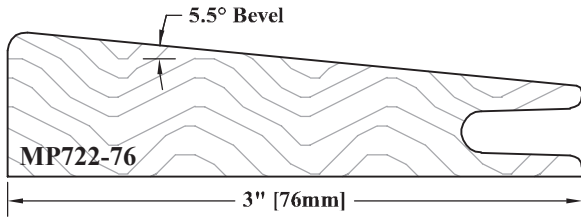
Standard and True Lite Mullion Stock



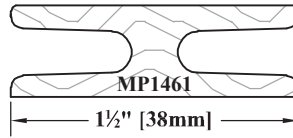
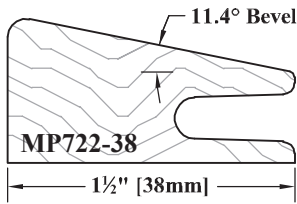
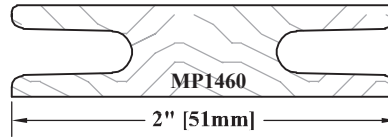
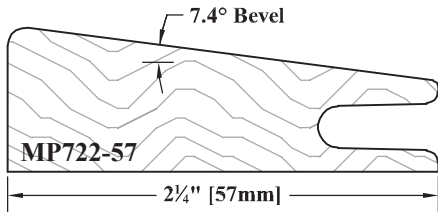
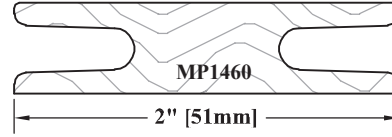
► For PRICING ► See Section E10 in our Wholesale Pricing Catalog.

Mitered Door and Frame Construction with Matching Mullion Stock

- These Mitered Profiles are fully molded with NO width flexibility, other than what is shown.
- The ☐ indicates profiles available for Convex/Concave products.



Center stile & center rail profiles look like this...



Matching Mullion Stock is not available for any of these profiles.

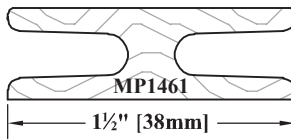
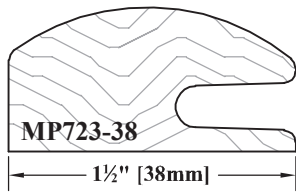
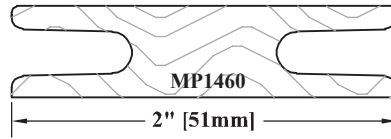
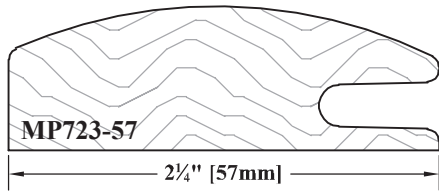
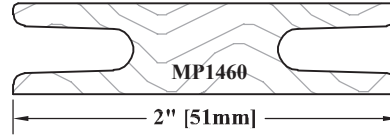
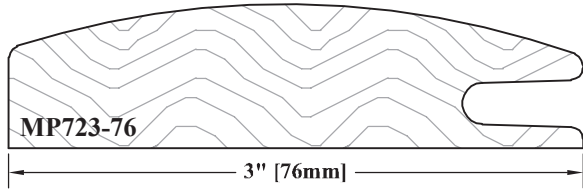
► For PRICING ► See Section E10 in our Wholesale Pricing Catalog.

Mitered Door and Frame Construction with Matching Mullion Stock

- These Mitered Profiles are fully molded with NO width flexibility, other than what is shown.
- The C indicates profiles available for Convex/Concave products.

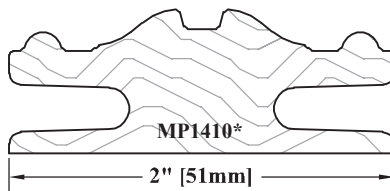
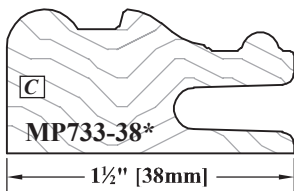
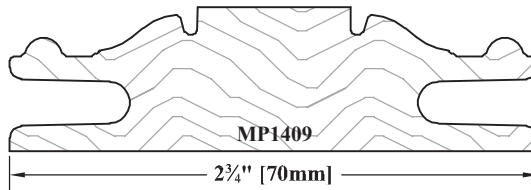
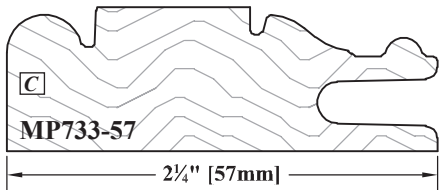
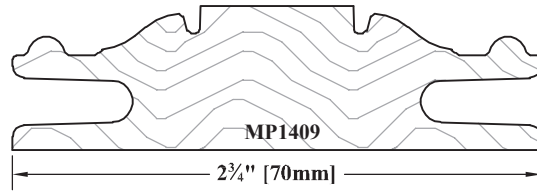
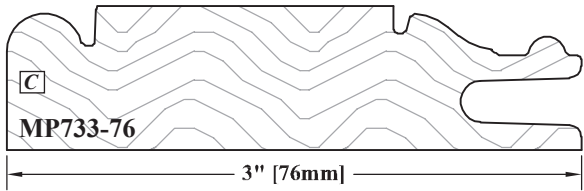
E

Center stile & center rail profiles look like this...



Matching Mullion Stock is not available for any of these profiles.

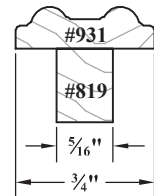
Center stile & center rail profiles look like this...



* When ordering LP105, LP111, LP112, LP114, LP123 & LP125 Lite Patterns; #2472 Mullion Stock molding must be used.



Standard and True Lite Mullion Stock



* Matching Mullion Stock is not available with the MP733-38 and MP1410.

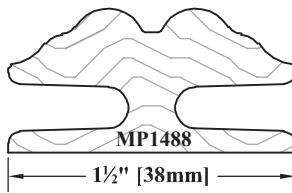
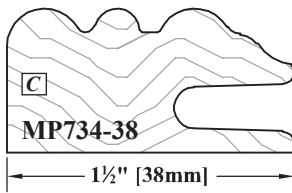
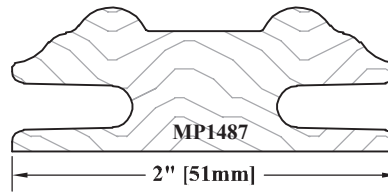
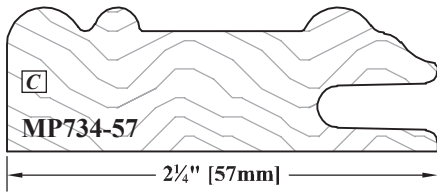
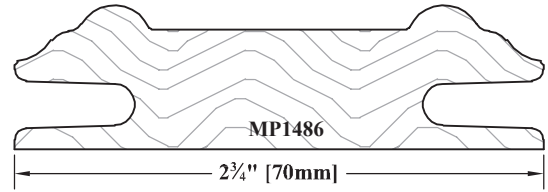
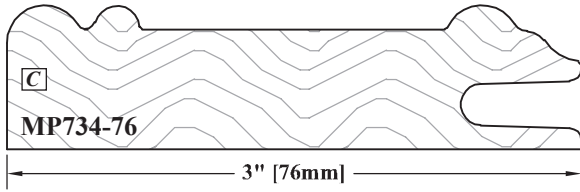
* #2472 will be used in place of #931 for all "complex" lite patterns consisting of any radius or diagonal mullions (ie: LP105).

► **For PRICING** ► See Section **E10** in our Wholesale Pricing Catalog.

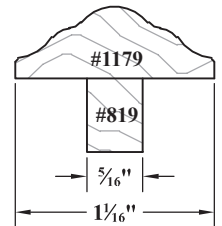
Mitered Door and Frame Construction with Matching Mullion Stock

- These Mitered Profiles are fully molded with NO width flexibility, other than what is shown.
- The  indicates profiles available for Convex/Concave products.

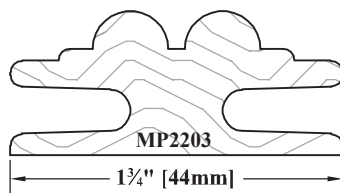
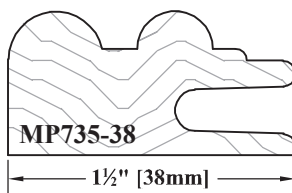
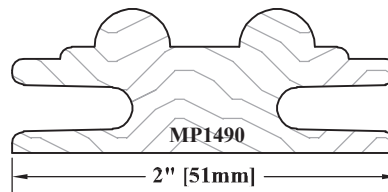
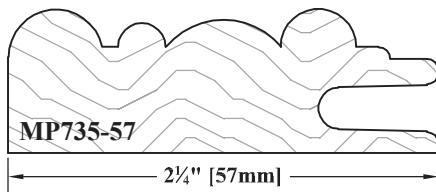
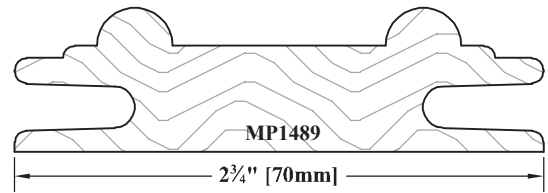
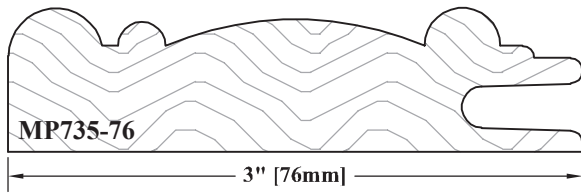
Center stile & center rail profiles look like this...



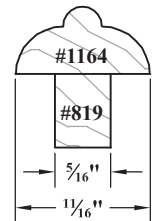
Standard and True Lite Mullion Stock



Center stile & center rail profiles look like this...




Standard and True Lite Mullion Stock



* When ordering LP105, LP111, LP112, LP114, LP125, LP130 & LP132 Lite Patterns; #2557 Mullion Stock molding must be used.

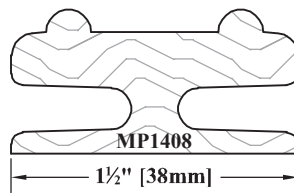
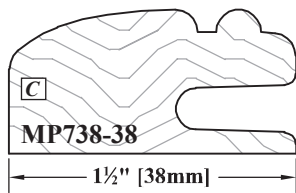
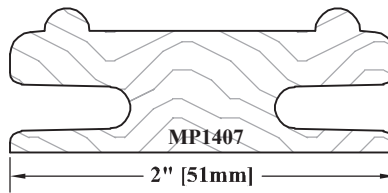
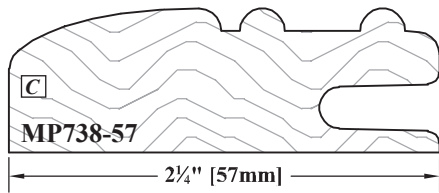
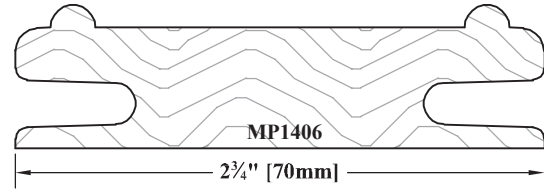
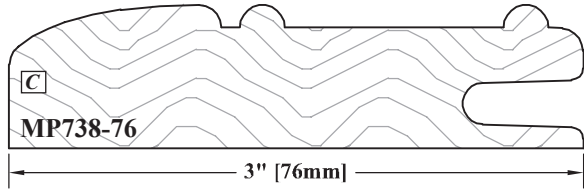
► For PRICING ► See Section E10 in our Wholesale Pricing Catalog.

Mitered Door and Frame Construction with Matching Mullion Stock

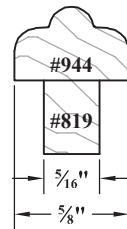
- These Mitered Profiles are fully molded with NO width flexibility, other than what is shown.
- The  indicates profiles available for Convex/Concave products.

E

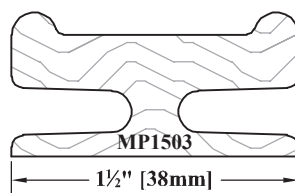
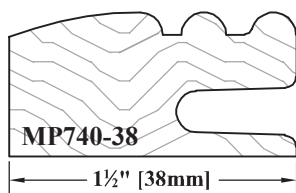
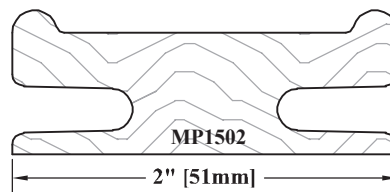
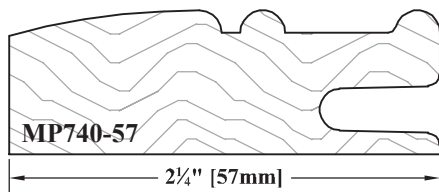
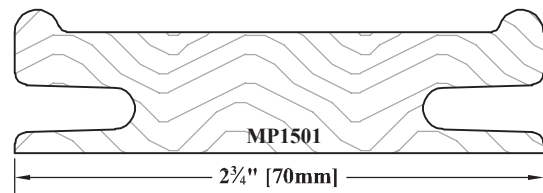
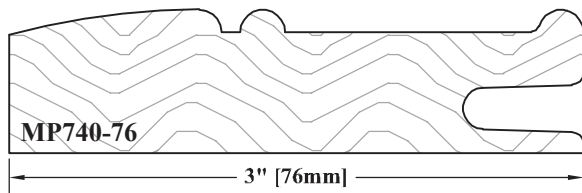
Center stile & center rail profiles look like this...



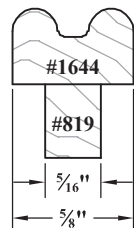
Standard and True Lite Mullion Stock



Center stile & center rail profiles look like this...



Standard and True Lite Mullion Stock

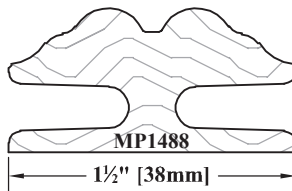
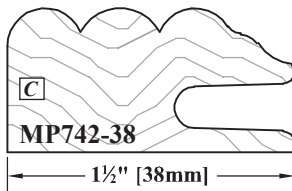
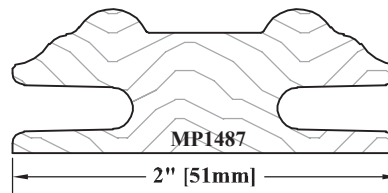
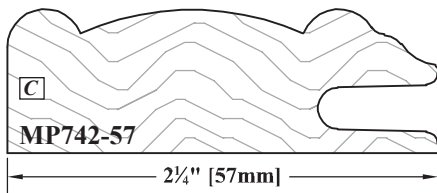
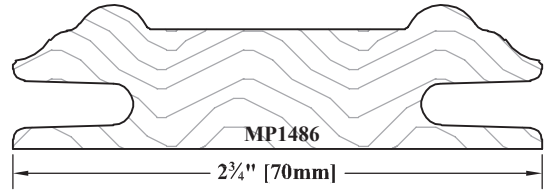
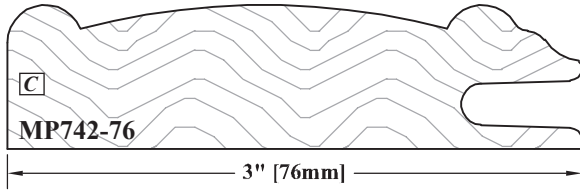


► For PRICING ► See Section E10 in our Wholesale Pricing Catalog.

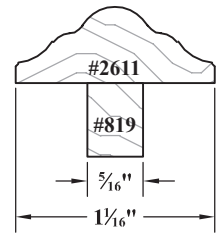
Mitered Door and Frame Construction with Matching Mullion Stock

- These Mitered Profiles are fully molded with NO width flexibility, other than what is shown.
- The **C** indicates profiles available for Convex/Concave products.

Center stile & center rail profiles look like this...

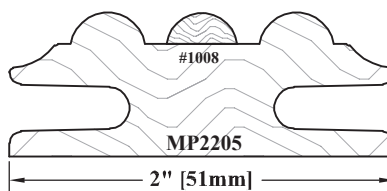
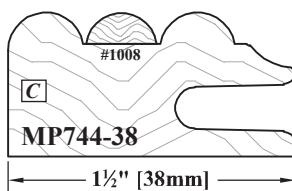
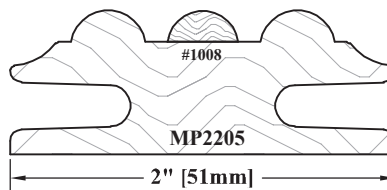
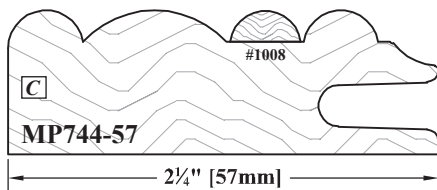
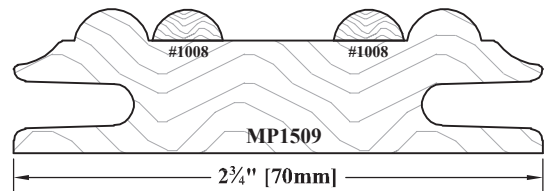
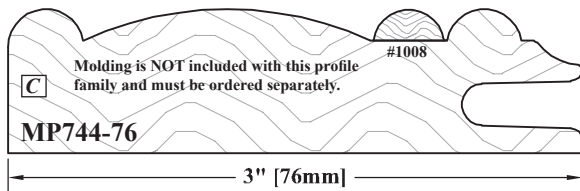


Standard and True Lite Mullion Stock

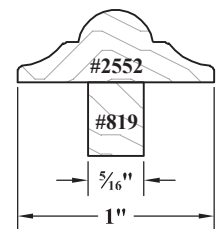


Corner block molding is recommended with beaded and rope moldings where they meet at the corners to prevent mis-match that may occur. See page E7-1.

Center stile & center rail profiles look like this...



Standard and True Lite Mullion Stock

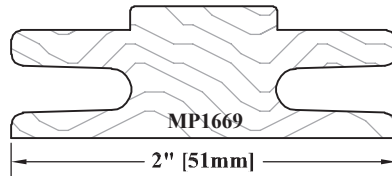
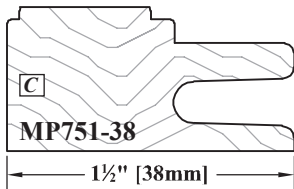
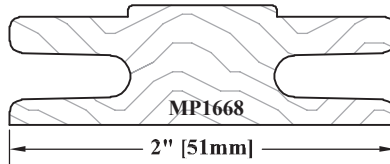
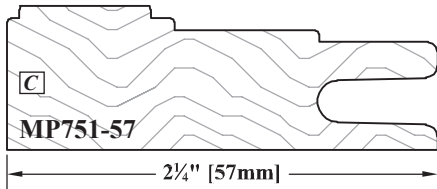
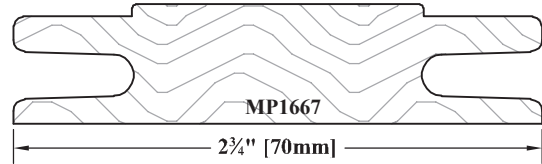
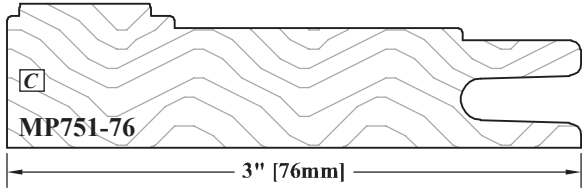


► For PRICING ► See Section E10 in our Wholesale Pricing Catalog.

Mitered Door and Frame Construction with Matching Mullion Stock

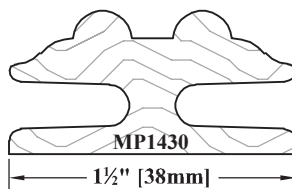
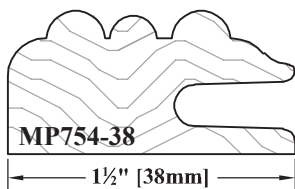
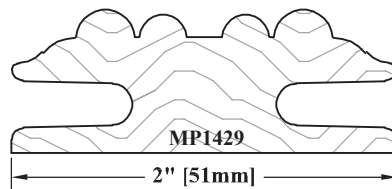
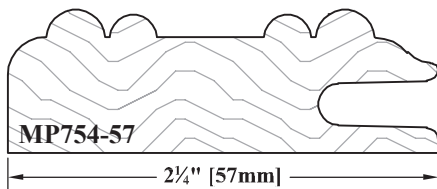
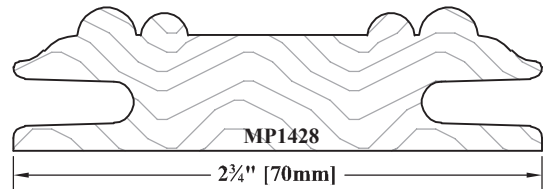
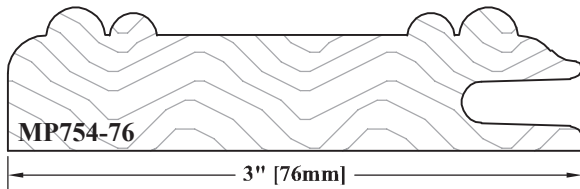
- These Mitered Profiles are fully molded with NO width flexibility, other than what is shown.
- The **C** indicates profiles available for Convex/Concave products.

Center stile & center rail profiles look like this...

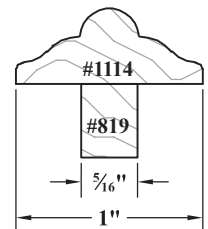


Matching Mullion Stock is not available for any of these profiles.

Center stile & center rail profiles look like this...



Standard and True Lite Mullion Stock


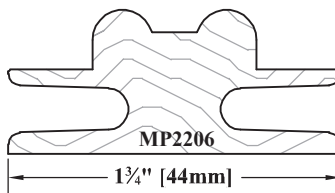
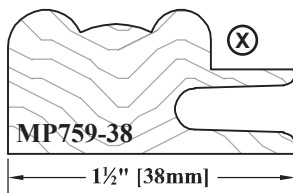
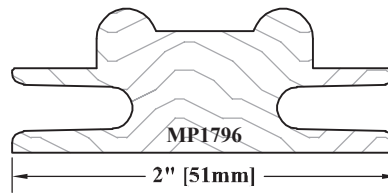
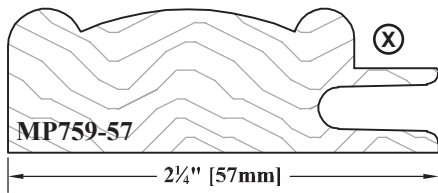
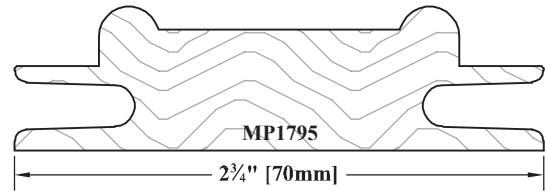
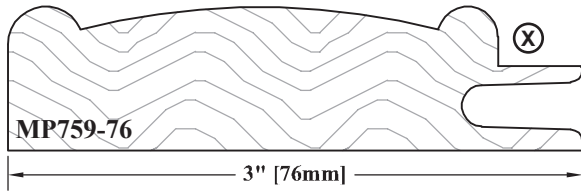


► **For PRICING** ► See Section **E10** in our Wholesale Pricing Catalog.

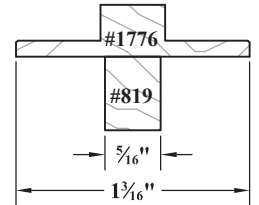
Mitered Door and Frame Construction with Matching Mullion Stock

- These Mitered Profiles are fully molded with NO width flexibility, other than what is shown.
- The ⊗ indicates an Applied Molding Shelf.

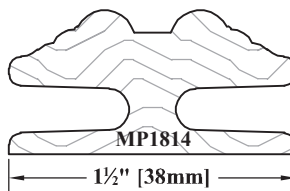
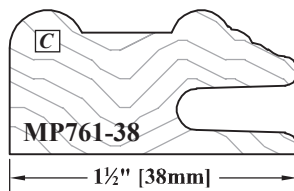
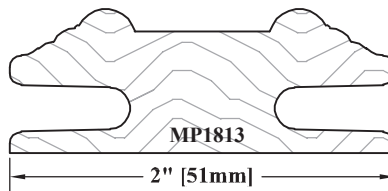
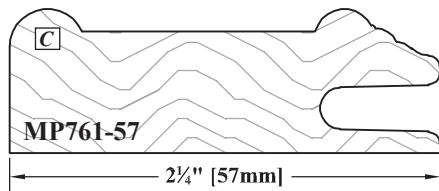
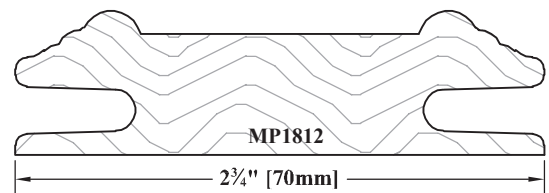
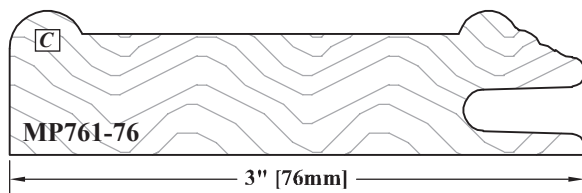
Center stile & center rail profiles look like this...



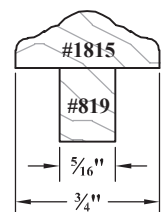
Standard and True Lite Mullion Stock



Center stile & center rail profiles look like this...



Standard and True Lite Mullion Stock



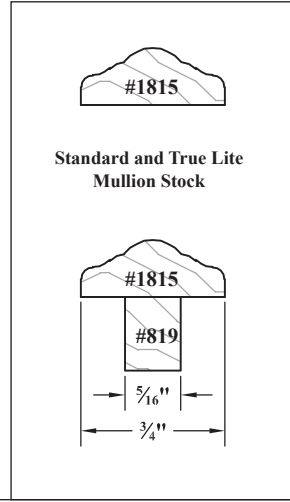
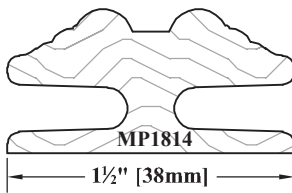
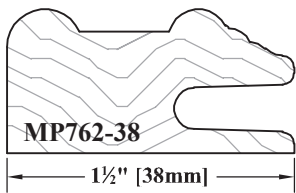
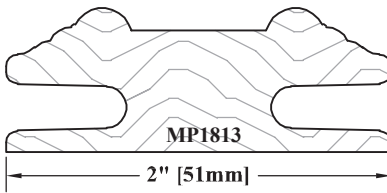
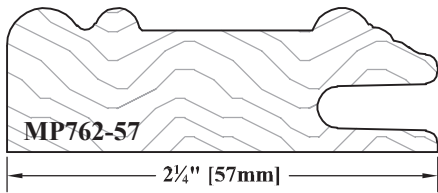
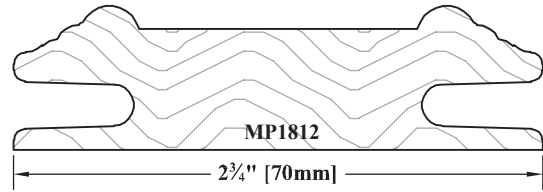
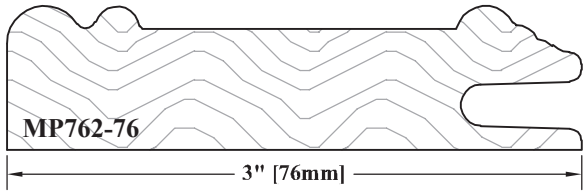
► For PRICING ► See Section E10 in our Wholesale Pricing Catalog.

Mitered Door and Frame Construction with Matching Mullion Stock

- These Mitered Profiles are fully molded with NO width flexibility, other than what is shown.
- The **C** indicates profiles available for Convex/Concave products.


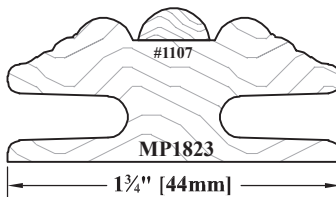
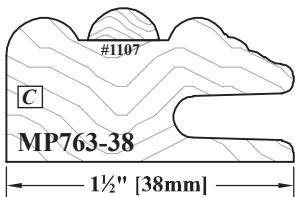
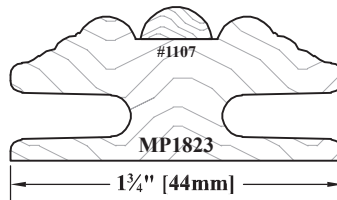
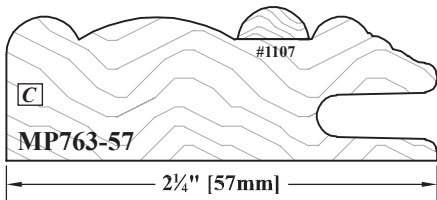
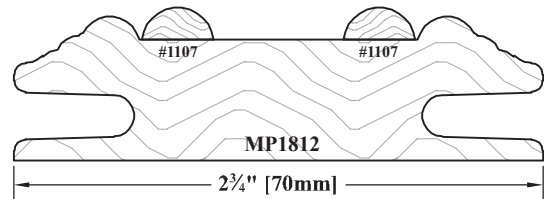
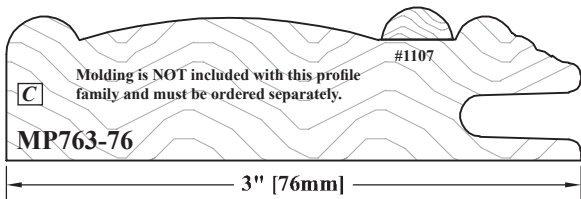
E

Center stile & center rail profiles look like this...



Corner block molding is recommended with beaded and rope moldings where they meet at the corners to prevent mis-match that may occur. See page E7-1.

Center stile & center rail profiles look like this...

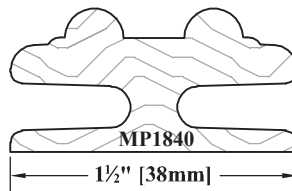
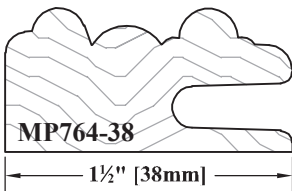
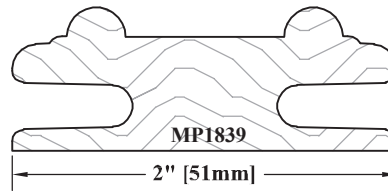
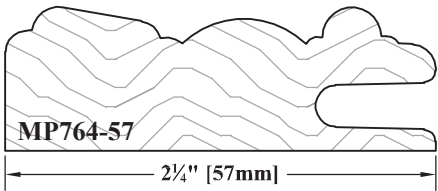
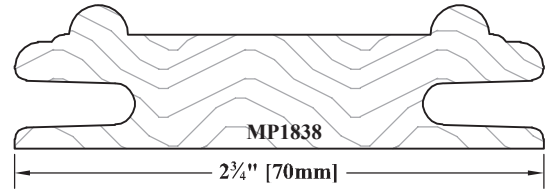
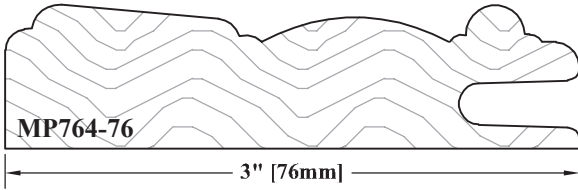


► **For PRICING** ► See Section **E10** in our Wholesale Pricing Catalog.

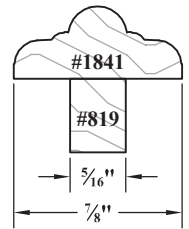
Mitered Door and Frame Construction with Matching Mullion Stock

- These Mitered Profiles are fully molded with NO width flexibility, other than what is shown.
- The ☐ indicates profiles available for Convex/Concave products.

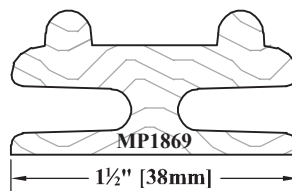
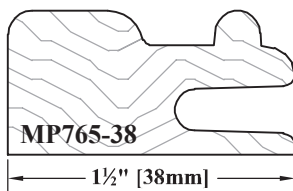
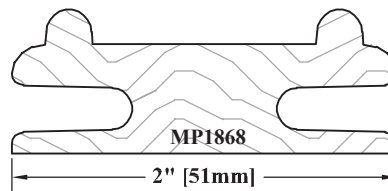
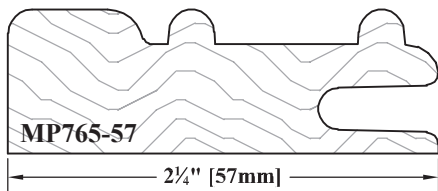
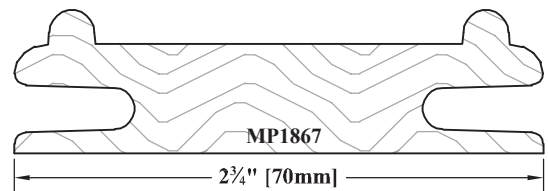
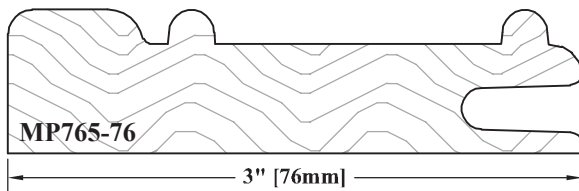
Center stile & center rail profiles look like this...




Standard and True Lite Mullion Stock



Center stile & center rail profiles look like this...



Standard and True Lite Mullion Stock



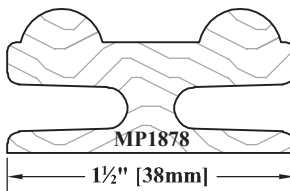
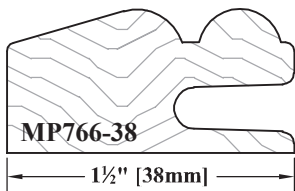
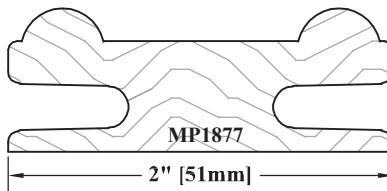
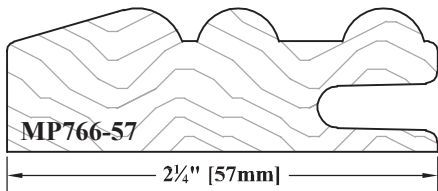
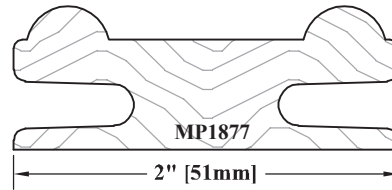
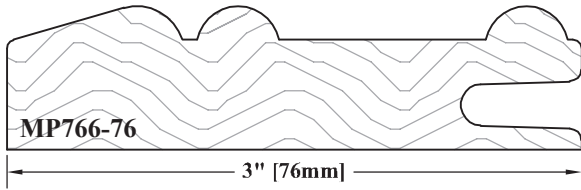
► For PRICING ► See Section E10 in our Wholesale Pricing Catalog.

Mitered Door and Frame Construction with Matching Mullion Stock

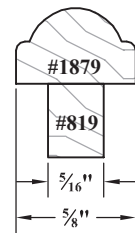
- These Mitered Profiles are fully molded with NO width flexibility, other than what is shown.
- The ☐ indicates profiles available for Convex/Concave products.

E

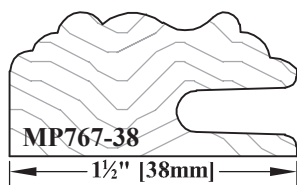
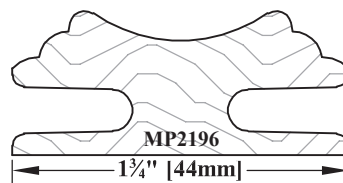
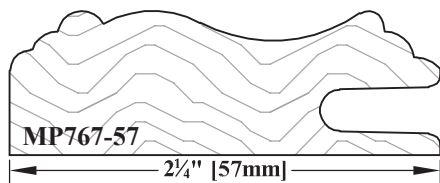
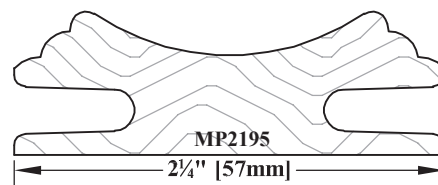
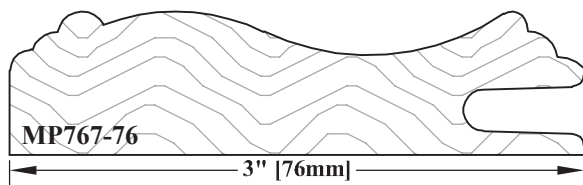
Center stile & center rail profiles look like this...



Standard and True Lite Mullion Stock



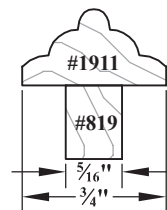
Center stile & center rail profiles look like this...



Due to the construction of this Mitered Profile Family, there are no options for a center stile or center rail when ordering the MP767-38.



Standard and True Lite Mullion Stock

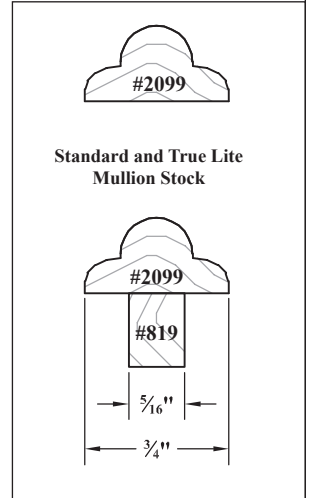
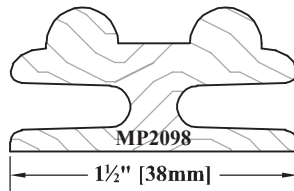
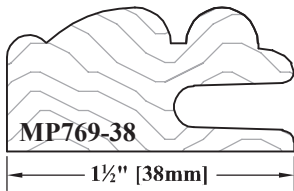
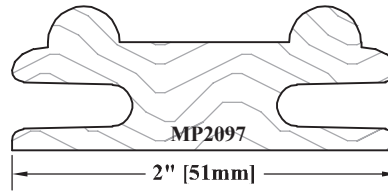
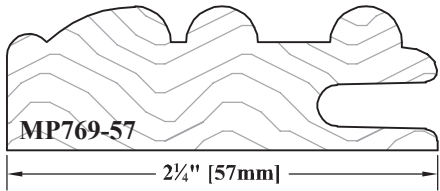
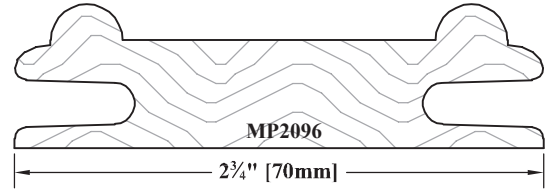
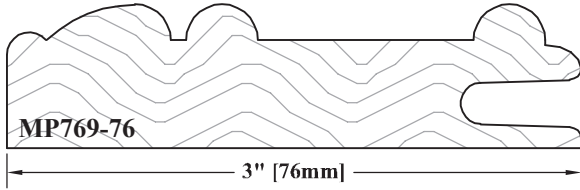


► For PRICING ► See Section E10 in our Wholesale Pricing Catalog.

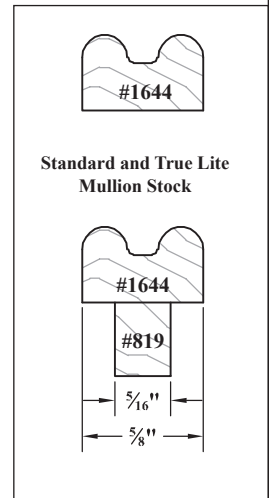
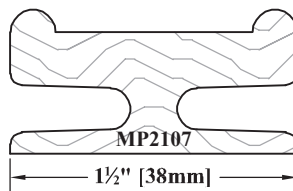
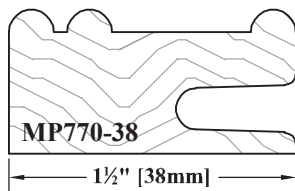
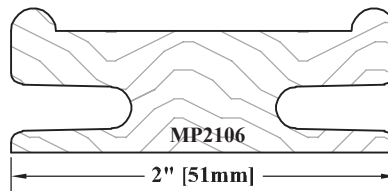
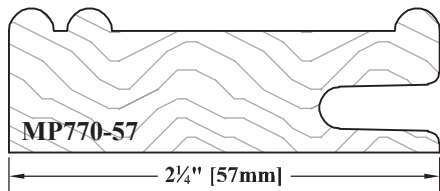
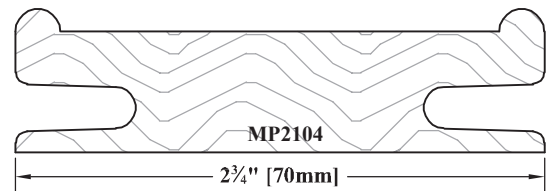
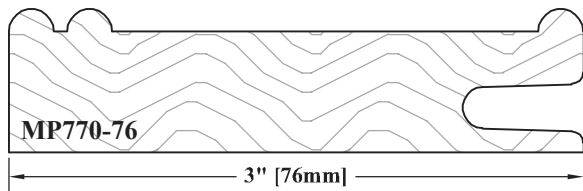
Mitered Door and Frame Construction with Matching Mullion Stock

- These Mitered Profiles are fully molded with NO width flexibility, other than what is shown.
- The ☐ indicates profiles available for Convex/Concave products.

Center stile & center rail profiles look like this...



Center stile & center rail profiles look like this...



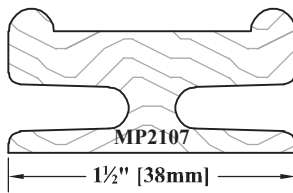
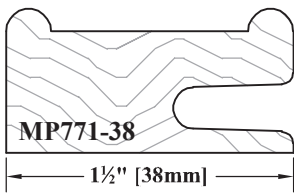
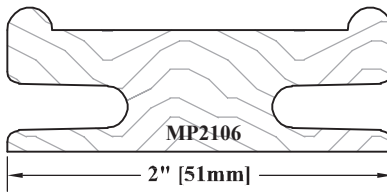
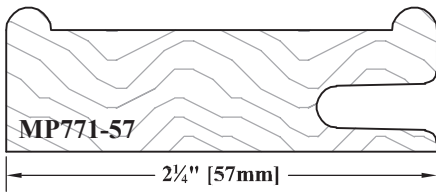
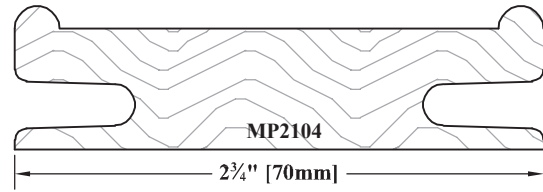
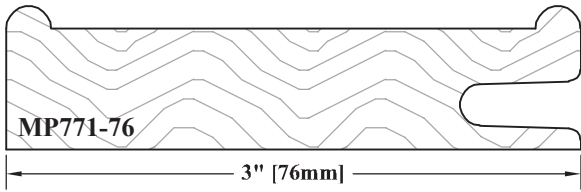
► For PRICING ► See Section E10 in our Wholesale Pricing Catalog.

Mitered Door and Frame Construction with Matching Mullion Stock

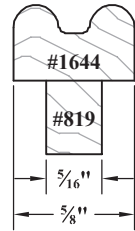
- These Mitered Profiles are fully molded with NO width flexibility, other than what is shown.
- The ☐ indicates profiles available for Convex/Concave products.

E


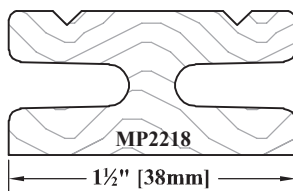
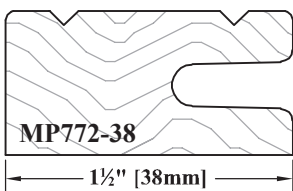
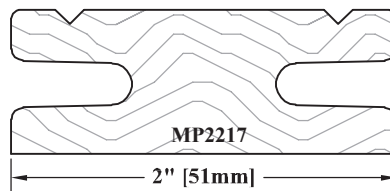
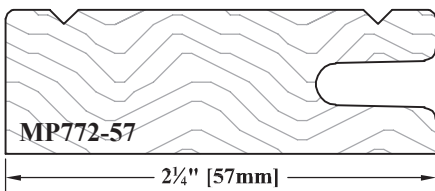
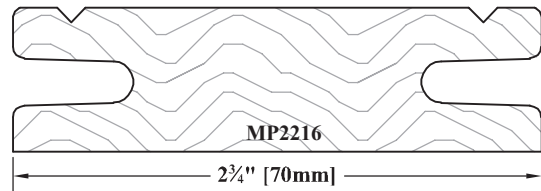
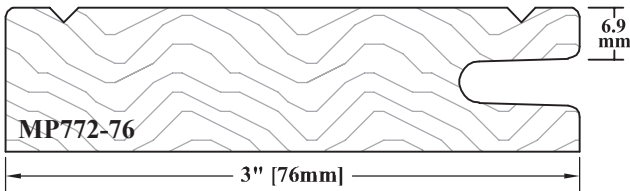
Center stile & center rail profiles look like this...



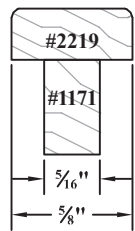
Standard and True Lite Mullion Stock



Center stile & center rail profiles look like this...



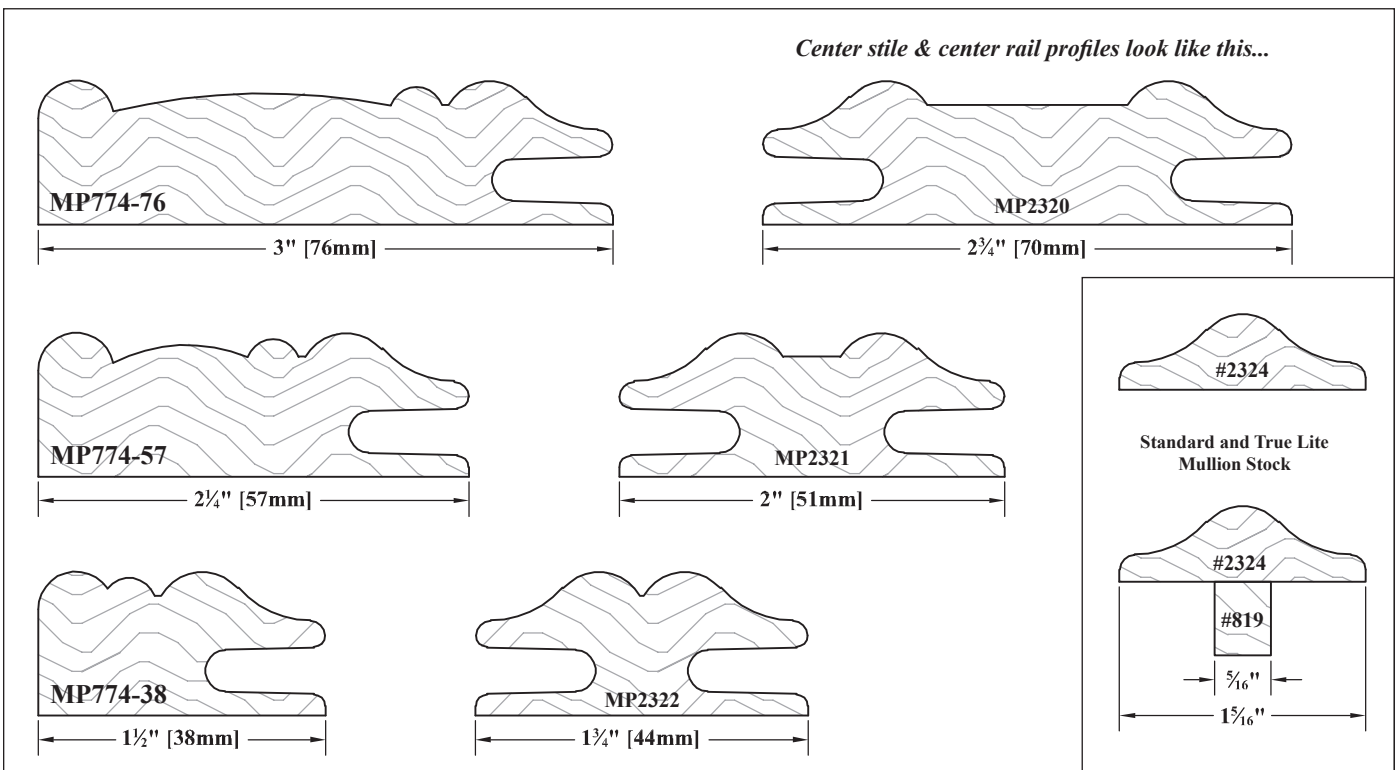
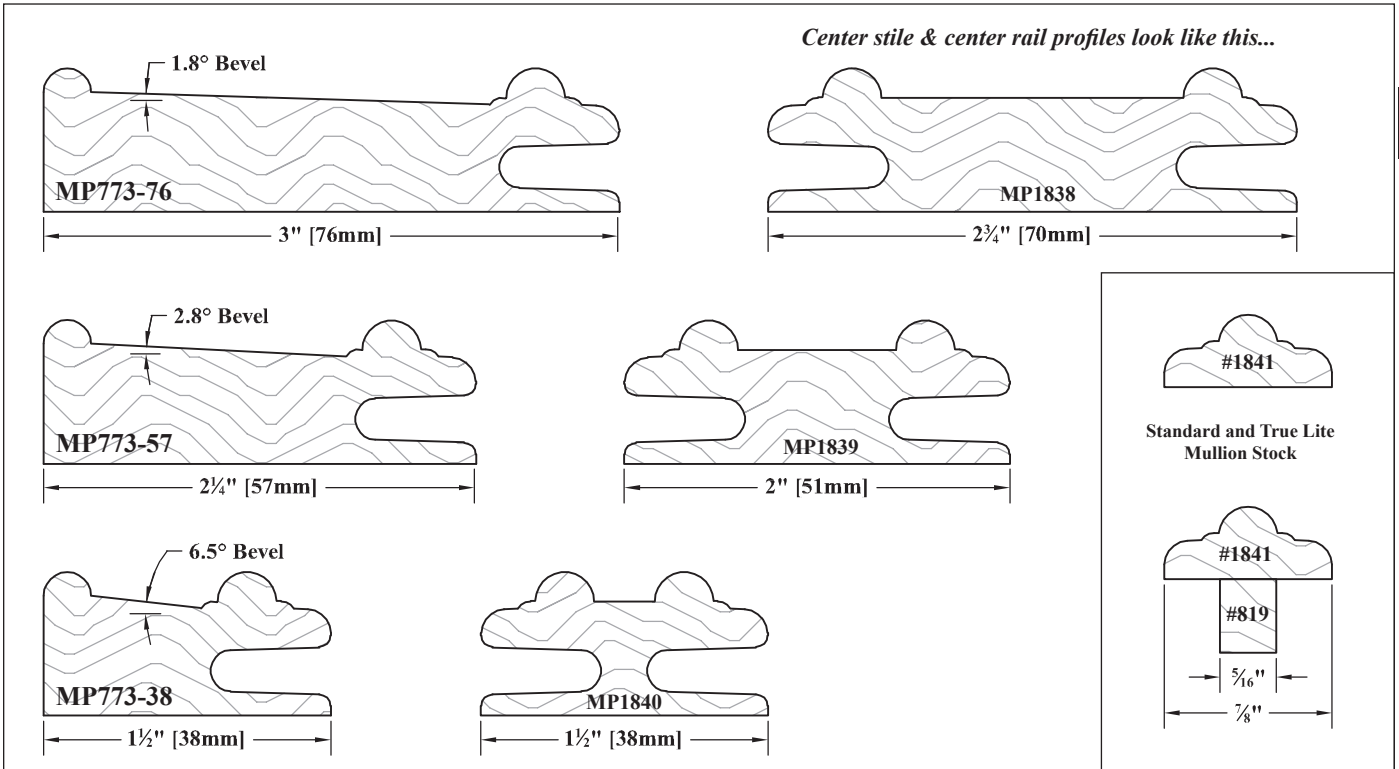
Standard and True Lite Mullion Stock



► For PRICING ► See Section E10 in our Wholesale Pricing Catalog.

Mitered Door and Frame Construction with Matching Mullion Stock

- These Mitered Profiles are fully molded with NO width flexibility, other than what is shown.
- The ☐ indicates profiles available for Convex/Concave products.



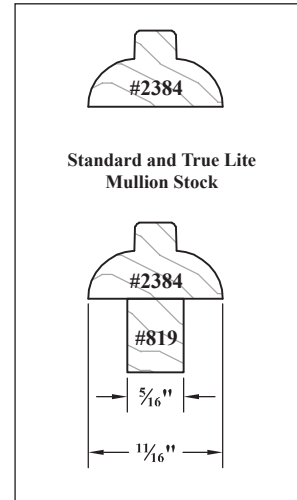
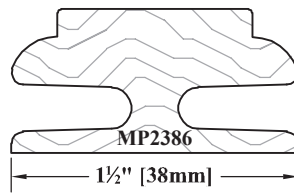
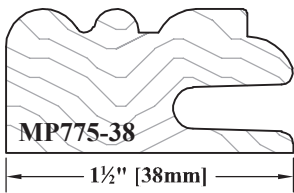
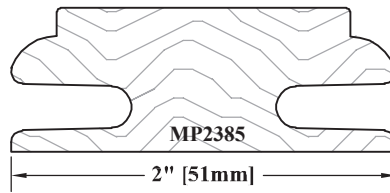
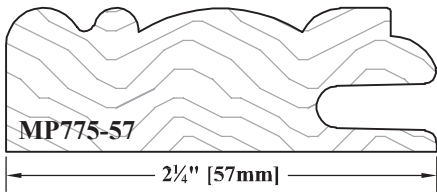
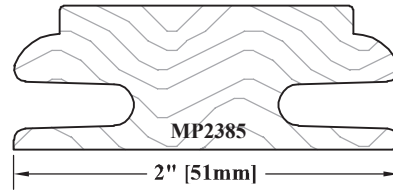
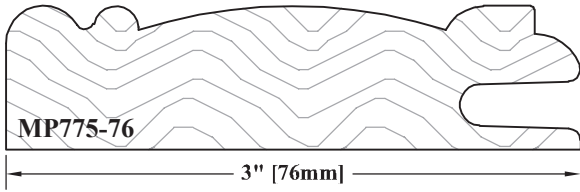
► For PRICING ► See Section E10 in our Wholesale Pricing Catalog.

E

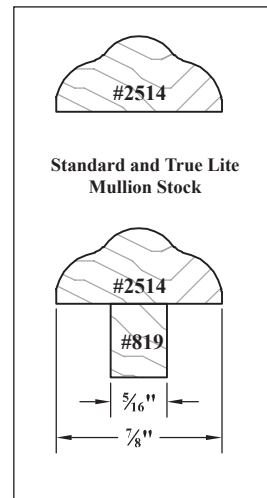
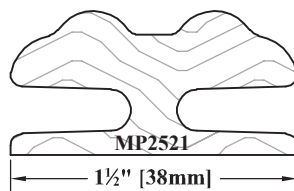
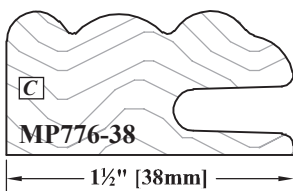
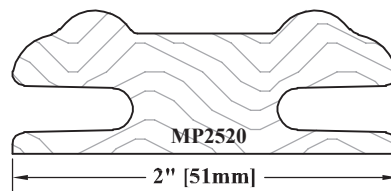
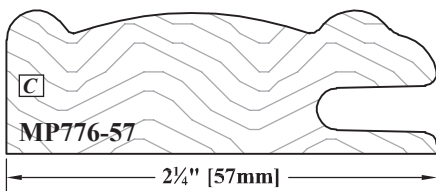
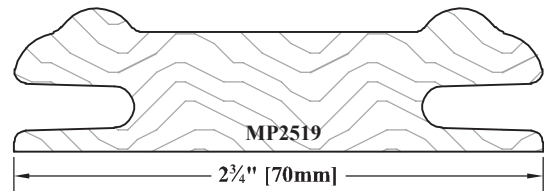
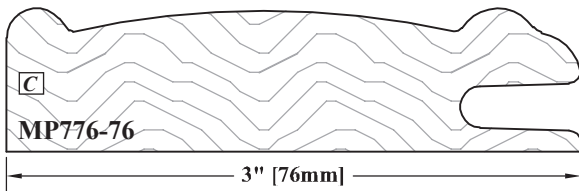
Mitered Door and Frame Construction with Matching Mullion Stock

- These Mitered Profiles are fully molded with NO width flexibility, other than what is shown.
- The **C** indicates profiles available for Convex/Concave products.

Center stile & center rail profiles look like this...



Center stile & center rail profiles look like this...

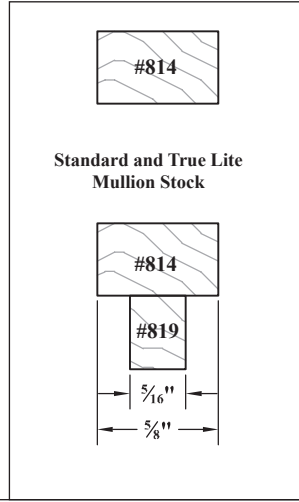
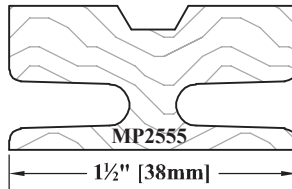
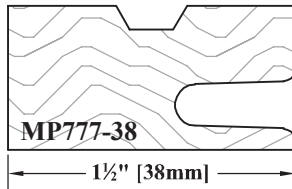
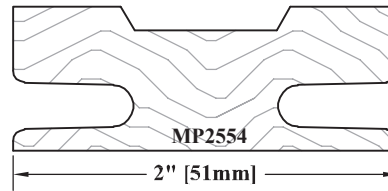
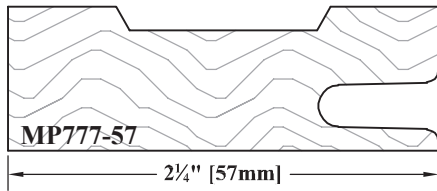
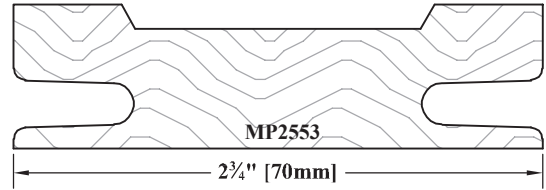
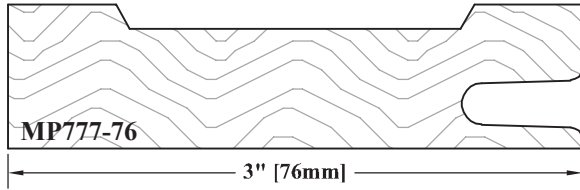


► **For PRICING** ► See Section **E10** in our Wholesale Pricing Catalog.

Mitered Door and Frame Construction with Matching Mullion Stock

- These Mitered Profiles are fully molded with NO width flexibility, other than what is shown.
- The ☐ indicates profiles available for Convex/Concave products.

Center stile & center rail profiles look like this...



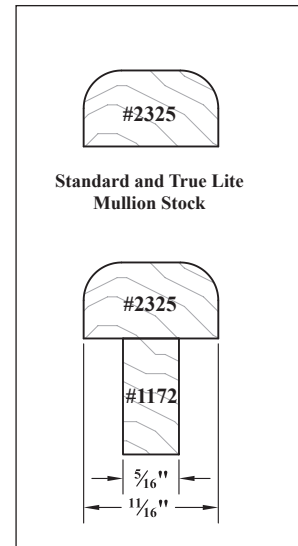
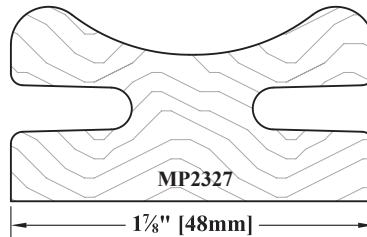
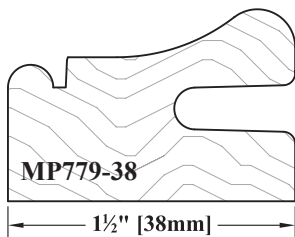
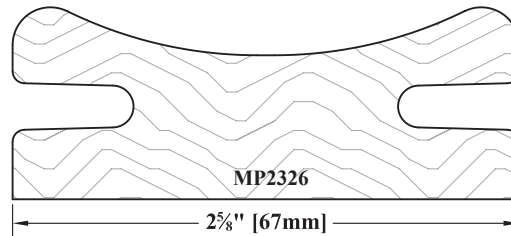
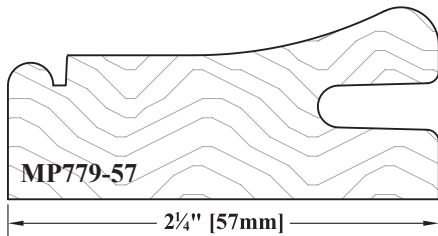
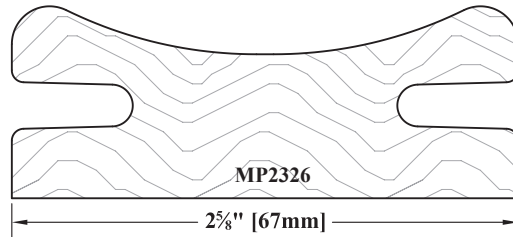
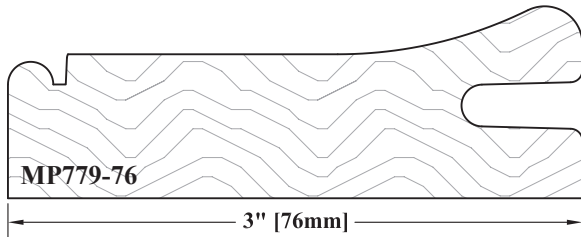
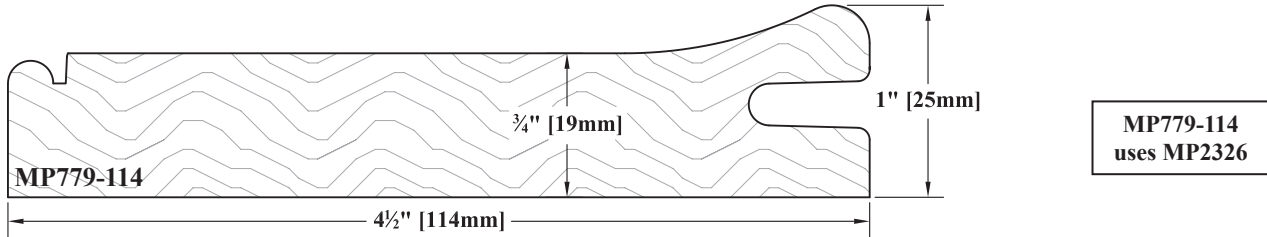
► For PRICING ► See Section E10 in our Wholesale Pricing Catalog.

E

Mitered Door and Frame Construction with Matching Mullion Stock

- These Mitered Profiles are fully molded with NO width flexibility, other than what is shown.
- The ☐ indicates profiles available for Convex/Concave products.

Center stile & center rail profiles look like this...



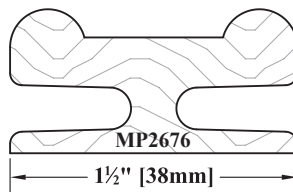
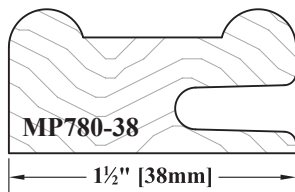
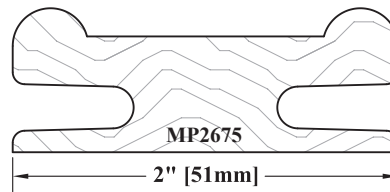
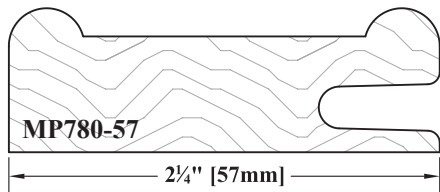
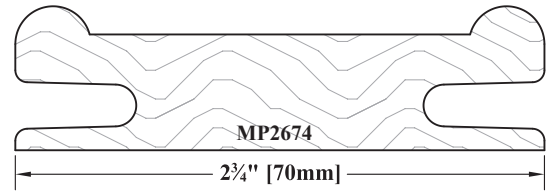
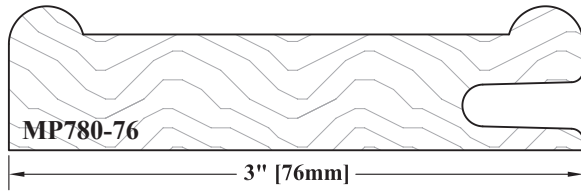
Must be ordered at 1" thick. Add 30% for 1" thickness.

E


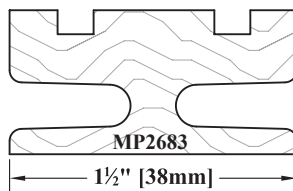
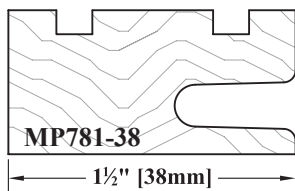
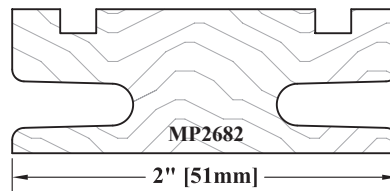
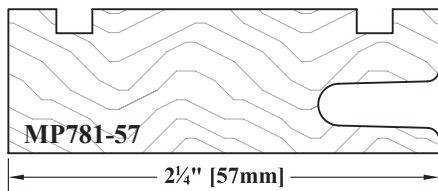
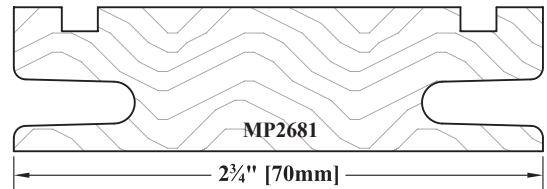
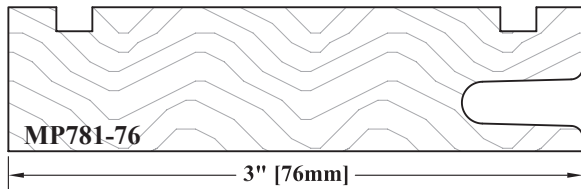
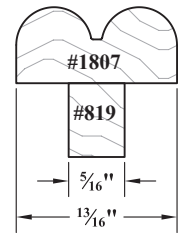
Mitered Door and Frame Construction with Matching Mullion Stock

- These Mitered Profiles are fully molded with NO width flexibility, other than what is shown.
- The ☐ indicates profiles available for Convex/Concave products.

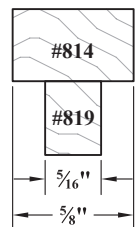
Center stile & center rail profiles look like this...



Standard and True Lite Mullion Stock



Standard and True Lite Mullion Stock



► For PRICING ► See Section E10 in our Wholesale Pricing Catalog.

MP700 Series Mitered Door Notes

1)	Pricing	Please see <i>Section E10</i> of the Wholesale Pricing Catalog .
2)	1½" Wide Miter Profiles	Hinge boring is not available for any of the 1½" wide miter profiles.
3)	Mitered Frame or Mullion Doors	All of the mitered profiles shown in this catalog are also available with the GRF profile. When ordering, please indicate whether the door is a frame or mullion. If a mullion, please indicate the number of lites. Not all mitered profiles are available with mullions.
4)	Thickness	Available in ¾" and 1" thicknesses.
5)	Minimum Sizes	All mitered door and drawer front minimum sizes are calculated based on 2¼" wide profiles. If using a 3" wide profile, please add 1½" to the published minimum door size. If using a 1½" wide profile, deduct 1½" from the published minimum size.
6)	Center Stile and Rail Construction	All center stiles & rails will be haunched into the outside Stiles & Rails creating a mitered joint where they are conjoined; <i>except MP1460 & MP1461</i> , a butt joint is used to install these center Stiles & Rails.
7)	"Mitered" Stile/Rail Stock (Part #SRP100)	"Mitered" Stile & Rail stock is produced and priced the same as "Traditional" Stile and Rail stock with an outside edge. Available in 8', Random Length and Cut to Length sizes. See <i>Section G15</i> for additional information and pricing guidelines. To order please use E•Z Order Form #5 - Moldings & Miscellaneous and Part #SRP100.
8)	MP744, MP751 & MP763 Families	Designed to accept Applied Molding #1008, #1107, #1168 and #1168. Molding must be ordered separately.
9)	MP772 Family	For use with these Solid Wood Panel Profiles: PR318-25, PR319-10, PR320-25, PR320-32, PR320-44, PR321-32, PR324-RVSCP, PR328-32, PR329-19 or a ¼" veneer flat panel, to be recessed below the face of stiles and rails. Not compatible with any other Solid Wood Panel Profiles.

E

